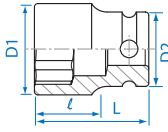


Standard Impact Socket & Rail Set

2535M

1/4"

• DIN 3129, ISO 2725-2



KT NO.	mm	D1 mm	D2 mm	ℓ mm	L mm	g	kg	PC.
253504M	4	7.5	13	4	23	12	20 / 600	
253545M	4.5	8.1	13	5	23	12	20 / 600	
253505M	5	8.8	13	6	23	12	20 / 600	
253555M	5.5	9.4	13	6	23	13	20 / 600	
253506M	6	10.0	13	7	23	13	20 / 600	
253507M	7	11.3	13	7	23	13	20 / 600	
253508M	8	12.5	13	8	23	13	20 / 600	
253509M	9	13.8	13	8	23	15	12 / 360	
253510M	10	15.0	13	9	23	18	12 / 360	
253511M	11	16.3	13	9	23	20	12 / 360	
253512M	12	17.5	13	9	23	21	12 / 360	
253513M	13	18.8	13	9	23	22	12 / 360	
253514M	14	19.8	13	9	23	23	10 / 300	

2413MP8

1/4"

• Socket rail 280mmL

13 PC.



Contents

0.25 50

2535M 4, 4.5, 5, 5.5, 6, 7, 8, 9, 10, 11, 12, 13, 14

8721116

Impact Accessory

2863P

new

1/4"

- Adapter
- Convert to 3/8" drive
- DIN 3121



KT NO.	Spec.	D mm	g	kg	PC.
2863P	1/4" F x 3/8" M	14	20	12 / 360	

Standard Impact Socket

3535M

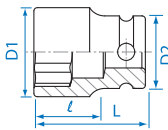
3/8"

• DIN 3129, ISO 2725-2

3535S

3/8"

• ANSI / ASME B107.2



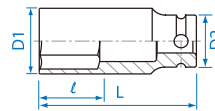
KT NO.	mm	D1 mm	D2 mm	ℓ mm	L mm	g	kg	PC.
353506M	6	10.6	19	5	32	31	12 / 360	
353507M	7	11.8	19	5	32	33	12 / 360	
353508M	8	13.2	19	6	32	34	12 / 360	
353509M	9	14.5	19	6	32	39	12 / 360	
353510M	10	15.5	19	7	32	38	12 / 360	
353511M	11	17.0	19	7	32	38	12 / 360	
353512M	12	18.2	19	8	32	41	12 / 360	
353513M	13	19.4	22	9	32	53	10 / 200	
353514M	14	20.7	22	9	32	54	10 / 200	
353515M	15	22.0	22	10	32	55	10 / 200	
353516M	16	23.8	22	10	32	57	10 / 200	
353517M	17	24.8	22	11	32	60	10 / 200	
353518M	18	25.8	22	11	32	63	10 / 200	
353519M	19	27.6	22	13	32	64	10 / 160	
KT NO.	inch	D1 mm	D2 mm	ℓ mm	L mm	g	kg	PC.
353508S	1/4	10.8	19	5	32	31	12 / 360	
353510S	5/16	13.0	19	6	32	34	12 / 360	
353512S	3/8	15.3	19	7	32	38	12 / 360	
353514S	7/16	17.0	19	7	32	38	12 / 360	
353516S	1/2	18.2	19	9	32	53	12 / 360	
353518S	9/16	20.7	22	9	32	53	10 / 200	
353520S	5/8	23.8	22	10	32	57	10 / 200	
353522S	11/16	24.5	22	11	32	60	10 / 200	
353524S	3/4	27.0	22	11	32	64	10 / 160	

Deep Impact Socket

3435M

3/8"

• DIN 3121



KT NO.	mm	D1 mm	D2 mm	ℓ mm	L mm	g	kg	PC.
343506M	6	10.6	19	10	65	62	6 / 120	
343507M	7	11.8	19	10	65	66	6 / 120	
343508M	8	13.2	19	12	65	71	6 / 120	
343509M	9	14.5	19	12	65	76	6 / 120	
343510M	10	15.5	19	12	65	82	6 / 120	
343511M	11	17.0	19	13	65	84	6 / 120	
343512M	12	18.2	19	14	65	93	6 / 120	
343513M	13	19.4	22	14	65	113	6 / 120	
343514M	14	20.7	22	14	65	114	6 / 120	
343515M	15	22.0	22	16	65	125	6 / 120	
343516M	16	23.8	22	16	65	126	6 / 96	
343517M	17	24.8	22	17	65	138	6 / 96	
343518M	18	25.8	22	18	65	144	6 / 96	
343519M	19	27.6	22	20	65	154	6 / 96	
343520M	20	28.3	22	20	65	148	6 / 96	
343521M	21	29.5	22	22	65	156	6 / 96	
343522M	22	30.8	22	22	65	172	5 / 60	
343523M	23	32.0	22	24	65	177	5 / 60	
343524M	24	32.5	22	24	65	180	5 / 60	