


Sockets – Panel mounted, with screw terminals

to DIN VDE 0623, EN 60309-2. Other voltages and frequencies available on request. For drawings and dimensions see page 102 - 110.
Products with pilot contact available on request.


2



Panel mounted socket
flange 16 A: 75 x 75 mm,
32 A: 85 x 75 mm, straight

IP 67
Std. Pack. Qty: 10
Drawing: 1 MB 141


A	P	110 V	230 V	400 V	500 V	>50 - 500 V	
		50 a. 60 Hz	50 a. 60 Hz	50 a. 60 Hz	50 a. 60 Hz	100-300 Hz	300-500 Hz
16	3	A	218A	219A			
16	4	220A	221A	222A	223A	224A	225A
16	5	226A	227A	228A			
32	3	22 A	230A	231A			
32	4	23 A	233A	234A	235A	236A	237A
32	5	A	239A	240A			



Panel mounted socket
X-CONTACT,
flange 63 A: 107 x 100 mm,
125 A: 130 x 130 mm, straight

IP 67
Std. Pack. Qty: 5
Drawing: 1 MB 212/258


A	P	110 V	230 V	400 V	500 V	>50 - 500 V	
		50 a. 60 Hz	50 a. 60 Hz	50 a. 60 Hz	50 a. 60 Hz	100-300 Hz	300-500 Hz
63	3	1263A	1264A	1265A			
63	4	1122A	1123A	1124A	1125A		
63	5	1126A	1127A	1128A			
125	3		3380				
125	4	1455	1456	1457	1458		
125	5	1459	1460	1461	3283		



Panel mounted socket
flange 16 A, 3 p: 73.5 x 64 mm,
16 A, 4 + 5 p, 32 A: 100 x 92 mm,
inclination 20°, 32 A sockets
optional fitted with auxiliary contact

IP 67
Std. Pack. Qty: 10
Drawing: 1 MB 251


A	P	110 V	230 V	400 V	500 V	>50 - 500 V	
		50 a. 60 Hz	50 a. 60 Hz	50 a. 60 Hz	50 a. 60 Hz	100-300 Hz	300-500 Hz
16	3	1474	147	1476			
16	4	1477	1478	1479	1480	1481	1482
16	5	1483	1484	1485			
32	3	1501	1502	1503			
32	4	1504	1505	1506	1507	1567	1568
32	5	1489	1490	1551			



Panel mounted socket
X-CONTACT,
flange 63 A: 110 x 106 mm,
inclination 20°,
125 A: 114 x 110 mm,
inclination 15°

IP 67
Std. Pack. Qty: 5
Drawing: 1 MB 298/601

A	P	110 V	230 V	400 V	500 V	>50 - 500 V	
		50 a. 60 Hz	50 a. 60 Hz	50 a. 60 Hz	50 a. 60 Hz	100-300 Hz	300-500 Hz
63	3	2179A	2180A	2181A			
63	4	203A	204A	205A	206A		
63	5	207A	208A	209A	3507		
125	3		3575				
125	4	210A	211A	212A	213A		
125	5	214A	215A	216A			



Panel mounted socket
standard flange dimensions
85 x 85 mm, inclination 20°,
optional fitted with auxiliary contact

IP 67
Std. Pack. Qty: 10
Drawing: 1 MB 452

A	P	110 V	230 V	400 V	500 V	>50 - 500 V	
		50 a. 60 Hz	50 a. 60 Hz	50 a. 60 Hz	50 a. 60 Hz	100-300 Hz	300-500 Hz
16	3	903	905				
16	4			1081	108		
16	5			1103			
32	3	3197	320				
32	4			3254	3256		
32	5			3524			



Auxiliary contact
for standard sockets
and panel mounted
sockets 16 A and 32 A

Std. Pack. Qty: 10

Part no.	
41000	