

3M™ Disposable Respirator 9915, P1



The 3M™ Disposable Respirator 9915 P1 provides lightweight, comfortable respiratory protection against dusts and mists. It also provides additional relief from nuisance levels* of acid gases like chlorine, hydrogen fluoride, hydrogen sulphide.

Features

- P1 rated filter to AS/NZS1716.
- Lightweight construction promotes greater comfort and contributes to increased wear time.
- The cupped shape, twin strap design and adjustable aluminium nose clip provides a custom fit with fewer pressure points and a secure face seal over a range of face sizes.
- For use against mechanically generated particulates.
- Capacity to capture a range of acid gases at nuisance levels* e.g. hydrogen fluoride, chlorine, sulphur dioxide.

Time Use Limitation:

- If the respirator becomes damaged, soiled, or breathing becomes difficult, leave the contaminated area and replace and refit the respirator.

Specifications

- Weight: ~15g per respirator.
- Meets P1 performance requirements of AS/NZS1716.

Applications

- Aluminium Smelting
- Fertilizer Production
- Chemical Production
- Laboratories

Materials:

The following materials are used in this product:

- Staples - Stainless steel
- Straps - Polyisoprene
- Nose-clip - Aluminium
- Filter - Polypropylene & carbon

Latex & Fibreglass Free



How to contact us

3M Australia Pty Ltd
Phone 136 136

3M Australia Pty Ltd Customer Service
Phone 1300 363 565
Fax 1800 656 222

3M Tech Assist Hotline
Phone 1800 024 464

World Wide Web
www.3m.com/au/ohs

Ordering Information

Packaging	Product Code	3M Order code
15 Respirators/box, 6 boxes/case	9915	0398719

*Nuisance levels are exposure levels below the relevant national exposure standards.

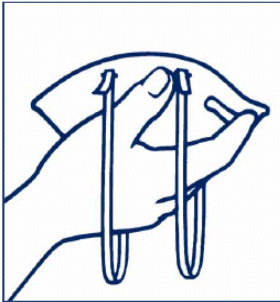


©Copyright 3M Australia Pty. Limited 2006
Neither whole or part of this publication may be reproduced without prior permission
February 2007

Helping to protect your way of life.

3M

3M™ Disposable Respirator 9915, P1



1. Cup the respirator in your hand with the nosepiece at your fingertips allowing the headbands to hang freely below your hand.



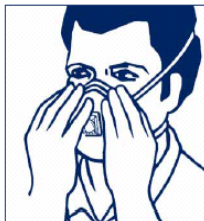

2. Position the respirator under your chin with the nosepiece up.



3. Pull the top strap over your head resting high at the top back of the head. Pull the bottom strap over your head and position it around the neck below the ears.



4. Place the finger tips of both hands at the top of the metal nosepiece. Mould the nosepiece to shape of your nose by pushing inwards while moving your fingertips down both sides of the nosepiece. Pinching the nosepiece using one hand may result in less effective respirator performance.



5. The seal of the respirator on the face should be fit-checked prior to wearing in the work area.

- Cover the front of the respirator with both hands, being careful not to disturb the position of the respirator.
- Inhale sharply. A negative pressure should be felt inside the respirator. If any leakage is detected adjust the position of the respirator and/or tension of the strap.

Retest the seal. Repeat the procedure until the respirator is sealed properly.

WARNING!

- Respirators must not be used until your employer has determined whether usage will be in accordance with manufacturers instructions.
- The wearer must be trained in the proper fitting and use of this product.
- Failure to follow all instructions and warnings on the use of this product and/or failure to wear this respirator during all times of exposure can reduce respirator effectiveness and result in illness or death.
- All respirators should be used in accordance with Australian/New Zealand Standard AS/NZS 1715.
- It is recommended that fit testing be conducted before assigning a respirator to an individual. If you cannot achieve a proper fit, do not enter contaminated areas.
- Do not use with beards or other facial hair or conditions that prevent a good seal between the face and the sealing surface of the respirator.

How to contact us

3M Australia Pty Ltd
Phone 136 136

3M Australia Pty Ltd Customer Service
Phone 1300 363 565
Fax 1800 656 222

3M Tech Assist Hotline
Phone 1800 024 464

World Wide Web
www.3m.com/au/ohs



©Copyright 3M Australia Pty. Limited 2007
Neither whole or part of this publication may be reproduced without prior permission
February 2007

Helping to protect your way of life.

3M