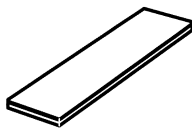


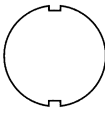






Item		Appearance	Classification		Model	Remarks	
Snap-in Legend Plates	Standard size		Without text	Black	A22Z-3443B	Attached to the Standard-size Legend Plate Frame. Material: Acrylic (See page 95.)	
				Red	A22Z-3443R		
				White	A22Z-3443W		
				Transparent	A22Z-3443C		
			White text on red background	m	A22Z-3443R-2		
				STOP	A22Z-3443R-4		
				White text on black background			A22Z-3443B-1
					START		A22Z-3443B-3
					ON		A22Z-3443B-5
					OFF		A22Z-3443B-6
	UP	A22Z-3443B-7					
	DOWN	A22Z-3443B-8					
	Large size		Without text	Black	A22Z-3453B		
				Red	A22Z-3453R		
White				A22Z-3453W			
Transparent				A22Z-3453C			
For Emergency Stop Switch		60-dia. round plate with black letters on a yellow background	A22Z-3466-1				
		90-dia. round plate with black letters on a yellow background	A22Z-3476-1				
Character Films		No print (Round)		A22Z-3460	After printing on a film, affix to the indicator plate of the Lighted Pushbutton Switch. (The back is coated with adhesive.)		
		Character print (Round)		A22Z-3460-1			
			m	A22Z-3460-2			
			START	A22Z-3460-3			
			STOP	A22Z-3460-4			
No print (Square)		A22Z-3480					
Lamp Extractor		---		A22Z-3901	Rubber tool used to easily replace Lamps		
Tightening Wrench		---		A22Z-3905	Tool used to tighten nuts from the back of the panel		
Cap Tightening Tool		---		A22Z-3908	Used for replacing the cap of the Half-guard Pushbutton Switch.		
Cap Puller		---		A3PJ-5080	Used for removing the cap from the Pushbutton of the Square Lighted Pushbutton Switch.		