



Figure similar

SIMATIC DP, CPU 1513pro F-2 PN for ET 200pro, central processing unit with work memory 900 KB for program and 2.5 MB for data, 1st interface: PROFINET IRT with 3-port switch, 2nd interface: PROFINET RT, 6 ns bit performance, degree of protection: IP65/67, SIMATIC Memory Card required connection module required

| General information | |
|--|--|
| Product type designation | CPU 1513pro F-2 PN |
| HW functional status | FS01 |
| Firmware version | V4.0 |
| • FW update possible | Yes |
| Product function | |
| • I&M data | Yes; I&M0 to I&M3 |
| • Isochronous mode | Yes; Via X1, with minimum OB 6x cycle of 500 µs |
| • SysLog | Yes |
| Engineering with | |
| • STEP 7 TIA Portal configurable/integrated from version | V20 (FW V4.0) / V19 (FW V3.1) or higher; configurable with older TIA Portal versions as 6ES7513-2GL00-0AB0 |
| Configuration control | |
| via dataset | No |
| Control elements | |
| Mode selector switch | 1 |
| Supply voltage | |
| Rated value (DC) | 24 V |
| permissible range, lower limit (DC) | 20.4 V |
| permissible range, upper limit (DC) | 28.8 V |
| Reverse polarity protection | Yes |
| Mains buffering | |
| • Mains/voltage failure stored energy time | 5 ms |
| Input current | |
| Current consumption (rated value) | 0.22 A |
| Current consumption, max. | 0.35 A |
| Inrush current, max. | 0.63 A; Rated value |
| I ² t | 0.3 A ² ·s |
| Power | |
| Infeed power to the backplane bus | 2.275 W |
| Power loss | |
| Power loss, typ. | 3.3 W |
| Memory | |
| Number of slots for SIMATIC memory card | 1 |
| SIMATIC memory card required | Yes |
| Work memory | |
| • integrated (for program) | 900 kbyte |
| • integrated (for data) | 2.5 Mbyte |
| Load memory | |

| | |
|---|---|
| • Plug-in (SIMATIC Memory Card), max. | 32 Gbyte |
| Backup | |
| • maintenance-free | Yes |
| CPU processing times | |
| for bit operations, typ. | 6 ns |
| for word operations, typ. | 7 ns |
| for fixed point arithmetic, typ. | 9 ns |
| for floating point arithmetic, typ. | 37 ns |
| CPU-blocks | |
| Number of elements (total) | 4 000; Blocks (OB, FB, FC, DB) and UDTs |
| DB | |
| • Number range | 1 ... 60 999; subdivided into: number range that can be used by the user: 1 ... 59 999, and number range of DBs created via SFC 86: 60 000 ... 60 999 |
| • Size, max. | 2.5 Mbyte; For DBs with absolute addressing, the max. size is 64 KB |
| FB | |
| • Number range | 0 ... 65 535 |
| • Size, max. | 900 kbyte |
| FC | |
| • Number range | 0 ... 65 535 |
| • Size, max. | 900 kbyte |
| OB | |
| • Size, max. | 900 kbyte |
| • Number of free cycle OBs | 100 |
| • Number of time alarm OBs | 20 |
| • Number of delay alarm OBs | 20 |
| • Number of cyclic interrupt OBs | 20; With minimum OB 3x cycle of 250 µs |
| • Number of process alarm OBs | 50 |
| • Number of DPV1 alarm OBs | 3 |
| • Number of isochronous mode OBs | 1 |
| • Number of technology synchronous alarm OBs | 2 |
| • Number of startup OBs | 100 |
| • Number of asynchronous error OBs | 4 |
| • Number of synchronous error OBs | 2 |
| • Number of diagnostic alarm OBs | 1 |
| Nesting depth | |
| • per priority class | 24; Up to 8 possible for F-blocks |
| Counters, timers and their retentivity | |
| S7 counter | |
| • Number | 2 048 |
| Retentivity | |
| — adjustable | Yes |
| IEC counter | |
| • Number | Any (only limited by the main memory) |
| Retentivity | |
| — adjustable | Yes |
| S7 times | |
| • Number | 2 048 |
| Retentivity | |
| — adjustable | Yes |
| IEC timer | |
| • Number | Any (only limited by the main memory) |
| Retentivity | |
| — adjustable | Yes |
| Data areas and their retentivity | |
| Retentive data area (incl. timers, counters, flags), max. | 256 kbyte; in total; available retentive memory for bit memories, timers, counters, DBs, and technology data (axes): 216 KB |
| Flag | |
| • Size, max. | 16 kbyte |
| • Number of clock memories | 8; 8 clock memory bit, grouped into one clock memory byte |
| Data blocks | |
| • Retentivity adjustable | Yes |

| | |
|---|---|
| • Retentivity preset | No |
| Local data | |
| • per priority class, max. | 64 kbyte; max. 16 KB per block |
| Address area | |
| Number of IO modules | 2 048; max. number of modules / submodules |
| I/O address area | |
| • Inputs | 32 kbyte; All inputs are in the process image |
| • Outputs | 32 kbyte; All outputs are in the process image |
| per integrated IO subsystem | |
| — Inputs (volume) | 8 kbyte |
| — Outputs (volume) | 8 kbyte |
| Hardware configuration | |
| Number of distributed IO systems | 32; A distributed I/O system is characterized not only by the integration of distributed I/O via PROFINET or PROFIBUS communication modules, but also by the connection of I/O via AS-i master modules or links (e.g. IE/PB-Link) |
| Number of IO Controllers | |
| • integrated | 2 |
| • Via CM | 0 |
| Rack | |
| • Modules per rack, max. | 16; Expansion width max. 1.2 m |
| • Number of lines, max. | 1 |
| Time of day | |
| Clock | |
| • Type | Hardware clock |
| • Backup time | 6 wk; At 40 °C ambient temperature, typically |
| • Deviation per day, max. | 10 s; Typ.: 2 s |
| Operating hours counter | |
| • Number | 16 |
| Clock synchronization | |
| • supported | Yes |
| • in AS, master | Yes |
| • in AS, device | Yes |
| • on Ethernet via NTP | Yes |
| Interfaces | |
| Number of PROFINET interfaces | 2 |
| Number of PROFIBUS interfaces | 0 |
| 1. Interface | |
| Interface types | |
| • RJ 45 (Ethernet) | Yes; X1 P3 |
| • Number of ports | 3; 2x M12 + 1x RJ45 |
| • integrated switch | Yes |
| Protocols | |
| • IP protocol | Yes; IPv4 |
| • PROFINET IO Controller | Yes |
| • PROFINET IO Device | Yes |
| • SIMATIC communication | Yes |
| • Open IE communication | Yes; Optionally also encrypted |
| • Web server | Yes |
| • Media redundancy | Yes |
| PROFINET IO Controller | |
| Services | |
| — Isochronous mode | Yes |
| — Direct data exchange | Yes; Requirement: IRT and isochronous mode (MRPD optional) |
| — IRT | Yes |
| — PROFINergy | Yes; per user program |
| — Prioritized startup | Yes; Max. 32 PROFINET devices |
| — Number of connectable IO Devices, max. | 128; In total, up to 512 distributed I/O devices can be connected via AS-i, PROFIBUS or PROFINET |
| — Of which IO devices with IRT, max. | 64 |
| — Number of connectable IO Devices for RT, max. | 128 |
| — of which in line, max. | 128 |

| | |
|---|--|
| — Number of IO Devices that can be simultaneously activated/deactivated, max. | 8; in total across all interfaces |
| — Number of IO Devices per tool, max. | 8 |
| — Updating times | The minimum value of the update time also depends on communication share set for PROFINET IO, on the number of IO devices, and on the quantity of configured user data |
| — PROFINET Security Class | 1 |
| Update time for IRT | |
| — for send cycle of 250 µs | 250 µs to 4 ms; Note: In the case of IRT with isochronous mode, the minimum update time of 500 µs of the isochronous OB is decisive |
| — for send cycle of 500 µs | 500 µs to 8 ms |
| — for send cycle of 1 ms | 1 ms to 16 ms |
| — for send cycle of 2 ms | 2 ms to 32 ms |
| — for send cycle of 4 ms | 4 ms to 64 ms |
| — With IRT and parameterization of "odd" send cycles | Update time = set "odd" send clock (any multiple of 125 µs: 375 µs, 625 µs ... 3 875 µs) |
| Update time for RT | |
| — for send cycle of 250 µs | 250 µs to 128 ms |
| — for send cycle of 500 µs | 500 µs to 256 ms |
| — for send cycle of 1 ms | 1 ms to 512 ms |
| — for send cycle of 2 ms | 2 ms to 512 ms |
| — for send cycle of 4 ms | 4 ms to 512 ms |
| PROFINET IO Device | |
| Services | |
| — Isochronous mode | No |
| — IRT | Yes |
| — PROFINergy | Yes; per user program |
| — Shared device | Yes |
| — Number of IO Controllers with shared device, max. | 4 |
| — activation/deactivation of I-devices | Yes; per user program |
| — Asset management record | Yes; per user program |
| — PROFINET Security Class | SNMP Configuration and DCP Read Only |
| 2. Interface | |
| Interface types | |
| • RJ 45 (Ethernet) | No |
| • Number of ports | 1; 1x M12 |
| • integrated switch | No |
| Protocols | |
| • IP protocol | Yes; IPv4 |
| • PROFINET IO Controller | Yes |
| • PROFINET IO Device | Yes |
| • SIMATIC communication | Yes |
| • Open IE communication | Yes; Optionally also encrypted |
| • Web server | Yes |
| • Media redundancy | No |
| PROFINET IO Controller | |
| Services | |
| — Isochronous mode | No |
| — Direct data exchange | No |
| — IRT | No |
| — PROFINergy | Yes; per user program |
| — Prioritized startup | No |
| — Number of connectable IO Devices, max. | 32; In total, up to 512 distributed I/O devices can be connected via AS-i, PROFIBUS or PROFINET |
| — Number of connectable IO Devices for RT, max. | 32 |
| — of which in line, max. | 32 |
| — Number of IO Devices that can be simultaneously activated/deactivated, max. | 8; in total across all interfaces |
| — Number of IO Devices per tool, max. | 8 |
| — Updating times | The minimum value of the update time also depends on communication share set for PROFINET IO, on the number of IO devices, and on the quantity of configured user data |
| — PROFINET Security Class | 1 |

| | |
|---|--|
| Update time for RT | |
| — for send cycle of 1 ms | 1 ms to 512 ms |
| PROFINET IO Device | |
| Services | |
| — Isochronous mode | No |
| — IRT | No |
| — PROFINergy | Yes; per user program |
| — Prioritized startup | No |
| — Shared device | Yes |
| — Number of IO Controllers with shared device, max. | 4 |
| — activation/deactivation of I-devices | Yes; per user program |
| — Asset management record | Yes; per user program |
| — PROFINET Security Class | SNMP Configuration and DCP Read Only |
| Interface types | |
| RJ 45 (Ethernet) | |
| • 100 Mbps | Yes |
| • Autonegotiation | Yes |
| • Autocrossing | Yes |
| • Industrial Ethernet status LED | Yes |
| Protocols | |
| PROFIsafe | Yes; V2.4 / V2.6 |
| Number of connections | |
| • Number of connections, max. | 128; Via integrated interfaces of the CPU |
| • Number of connections reserved for ES/HMI/web | 10 |
| • Number of connections via integrated interfaces | 128 |
| • Number of S7 routing paths | 16 |
| Redundancy mode | |
| • H-Sync forwarding | Yes |
| Media redundancy | |
| — Media redundancy | Yes; only via 1st interface (X1) |
| — MRP | Yes; MRP Automanager according to IEC 62439-2 Edition 2.0, MRP Manager; MRP Client |
| — MRP interconnection, supported | Yes; as MRP ring node according to IEC 62439-2 Edition 3.0 |
| — MRPD | Yes; Requirement: IRT |
| — Switchover time on line break, typ. | 200 ms; For MRP, bumpless for MRPD |
| — Number of stations in the ring, max. | 50 |
| SIMATIC communication | |
| • PG/OP communication | Yes; encryption with TLS V1.3 pre-selected |
| • S7 routing | Yes |
| • S7 communication, as server | Yes |
| • S7 communication, as client | Yes |
| • User data per job, max. | See online help (S7 communication, user data size) |
| Open IE communication | |
| • TCP/IP | Yes |
| — Data length, max. | 64 kbyte |
| — several passive connections per port, supported | Yes |
| • ISO-on-TCP (RFC1006) | Yes |
| — Data length, max. | 64 kbyte |
| • UDP | Yes |
| — Data length, max. | 2 kbyte; 1 472 bytes for UDP broadcast |
| — UDP multicast | Yes; max. 78 multicast circuits |
| • DHCP | Yes |
| • DNS | Yes |
| • SNMP | Yes |
| • DCP | Yes |
| • LLDP | Yes |
| • Encryption | Yes; Optional |
| Web server | |
| • HTTP | Yes; Standard and user pages |
| • HTTPS | Yes; Standard and user pages |
| • web API | |

| | |
|--|---|
| — Number of sessions, max. | 50 |
| — number of simultaneous HTTP calls, max. | 4 |
| — HTTP request body, max. | 131 072 byte |
| OPC UA | |
| • Runtime license required | Yes; "Small" license required |
| • OPC UA Client | Yes; Data access (read, write), method call |
| — Application authentication | Yes |
| — Security policies | Available security policies: None, Basic128Rsa15, Basic256Rsa15, Basic256Sha256 |
| — User authentication | "anonymous" or by user name & password |
| — Number of connections, max. | 4 |
| — Number of nodes of the client interfaces, recommended max. | 1 000 |
| — Number of elements for one call of OPC-UA_NodeGetHandleList/OPC-UA_ReadList/OPC-UA_WriteList, max. | 300 |
| — Number of elements for one call of OPC-UA_NameSpaceGetIndexList, max. | 20 |
| — Number of elements for one call of OPC-UA_MethodGetHandleList, max. | 100 |
| — Number of simultaneous calls of the client instructions for session management, per connection, max. | 1 |
| — Number of simultaneous calls of the client instructions for data access, per connection, max. | 5 |
| — Number of registerable nodes, max. | 5 000 |
| — Number of registerable method calls of OPC-UA_MethodCall, max. | 100 |
| — Number of inputs/outputs when calling OPC-UA_MethodCall, max. | 20 |
| • OPC UA Server | Yes; data access (read, write, subscribe), method call, alarms & condition (A&C), custom address space, role-based access control |
| — Application authentication | Yes |
| — Security policies | available security policies: None, Basic128Rsa15, Basic256Rsa15, Basic256Sha256, Aes128Sha256RsaOaep, Aes256Sha256RsaPss |
| — User authentication | "anonymous" or by user name & password |
| — GDS support (certificate management) | Yes |
| — Number of sessions, max. | 32 |
| — Number of accessible variables, max. | 50 000 |
| — Number of registerable nodes, max. | 10 000 |
| — Number of subscriptions per session, max. | 50 |
| — Sampling interval, min. | 100 ms |
| — Publishing interval, min. | 200 ms |
| — Number of server methods, max. | 20; max. 20 concurrently running jobs each for asynchronous instructions OPC-UA_ServerMethodPre and OPC-UA_ServerMethodPost |
| — Number of inputs/outputs per server method, max. | 20 |
| — Number of monitored items, recommended max. | 4 000; for 1 s sampling interval and 1 s send interval |
| — Number of server interfaces, max. | 10; 10 of each "Server interfaces" / "Companion specification" type and 20 of the type "Reference namespace" |
| — Number of nodes for user-defined server interfaces, max. | 15 000 |
| • Alarms and Conditions | Yes |
| — Number of program alarms | 100 |
| — Number of alarms for system diagnostics | 50 |
| Further protocols | |
| • MODBUS | Yes; MODBUS TCP |
| S7 message functions | |
| Number of login stations for message functions, max. | 32 |
| number of subscriptions, max. | 250 |
| number of tags/attributes for subscriptions, max. | 2 000 |
| Program alarms | Yes |
| Number of configurable program messages, max. | 5 000; Program messages are generated by the "Program_Alarm" block, ProDiag or GRAPH |
| Number of loadable program messages in RUN, max. | 5 000 |
| Number of simultaneously active program alarms | |
| • Number of program alarms | 600 |

| | |
|--|---|
| • Number of alarms for system diagnostics | 100 |
| • Number of alarms for motion technology objects | 160 |
| Test commissioning functions | |
| Joint commission (Team Engineering) | Yes; Parallel online access possible for up to 5 engineering systems |
| Status block | Yes; Up to 8 simultaneously (in total across all ES clients) |
| Single step | Yes |
| Number of breakpoints | 8 |
| Profiling | Yes |
| Status/control | |
| • Status/control variable | Yes; without fail-safe |
| • Variables | inputs/outputs, bit memories, DBs, peripheral I/Os (without fail-safe), times, counters |
| • Number of variables, max. | |
| — of which status variables, max. | 200; per job |
| — of which control variables, max. | 200; per job |
| Forcing | |
| • Forcing | Yes; without fail-safe |
| • Forcing, variables | peripheral inputs/outputs (without fail-safe) |
| • Number of variables, max. | 200 |
| Diagnostic buffer | |
| • present | Yes |
| • Number of entries, max. | 1 000 |
| — of which powerfail-proof | 500 |
| Traces | |
| • Number of configurable Traces | 4 |
| • Memory size per trace, max. | 512 kbyte |
| Interrupts/diagnostics/status information | |
| Diagnostics indication LED | |
| • RUN/STOP LED | Yes |
| • ERROR LED | Yes |
| • MAINT LED | Yes |
| • Monitoring of the supply voltage (PWR-LED) | Yes; green "24 V DC" LED |
| • Connection display LINK TX/RX | Yes |
| Supported technology objects | |
| Motion Control | Yes; Note: The number of technology objects affects the cycle time of the PLC program; selection guide via the TIA Selection Tool |
| • Number of available Motion Control resources for technology objects | 1 120 |
| • Required Motion Control resources | |
| — per speed-controlled axis | 40 |
| — per positioning axis | 80 |
| — per synchronous axis | 160 |
| — per external encoder | 80 |
| — per output cam | 20 |
| — per cam track | 160 |
| — per probe | 40 |
| • Positioning axis | |
| — Number of positioning axes at motion control cycle of 4 ms (typical value) | 11 |
| — Number of positioning axes at motion control cycle of 8 ms (typical value) | 14 |
| Controller | |
| • PID_Compact | Yes; Universal PID controller with integrated optimization |
| • PID_3Step | Yes; PID controller with integrated optimization for valves |
| • PID-Temp | Yes; PID controller with integrated optimization for temperature |
| Counting and measuring | |
| • High-speed counter | Yes |
| Standards, approvals, certificates | |
| Highest safety class achievable in safety mode | |
| Probability of failure (for service life of 20 years and repair time of 100 hours) | |
| — Low demand mode: PFDavg in accordance with SIL3 | < 2.00E-05 |

| | | | |
|--|--------|--|----------------|
| — High demand/continuous mode: PFH in accordance with SIL3 | | < 1.00E-09 | |
| product functions / security / header | | | |
| PROFINET Security Class | | 1 | |
| signed firmware update | | Yes | |
| Secure Boot | | Yes | |
| safely removing data | | Yes | |
| Ambient conditions | | | |
| Ambient temperature during operation | | | |
| • horizontal installation, min. | | -25 °C | |
| • horizontal installation, max. | | 55 °C | |
| • vertical installation, min. | | -25 °C | |
| • vertical installation, max. | | 55 °C | |
| Ambient temperature during storage/transportation | | | |
| • min. | | -40 °C | |
| • max. | | 70 °C | |
| Altitude during operation relating to sea level | | | |
| • Installation altitude above sea level, max. | | 5 000 m; Restrictions for installation altitudes > 2 000 m, see manual | |
| configuration / header | | | |
| configuration / programming / header | | | |
| Programming language | | | |
| — LAD | | Yes; incl. failsafe | |
| — FBD | | Yes; incl. failsafe | |
| — STL | | Yes | |
| — SCL | | Yes | |
| — CFC | | Yes; either CFC or failsafe functionality | |
| — GRAPH | | Yes | |
| Know-how protection | | | |
| • User program protection/password protection | | Yes | |
| • Copy protection | | Yes | |
| • Block protection | | Yes | |
| Access protection | | | |
| • protection of confidential configuration data | | Yes | |
| • Protection level: Write protection | | Yes | |
| • Protection level: Read/write protection | | Yes | |
| • Protection level: Write protection for Failsafe | | Yes | |
| • Protection level: Complete protection | | Yes | |
| • User administration | | Yes; device-wide and centralized | |
| • Number of users | | 100 | |
| • Number of groups | | 100 | |
| • Number of roles | | 50 | |
| programming / cycle time monitoring / header | | | |
| • lower limit | | adjustable minimum cycle time | |
| • upper limit | | adjustable maximum cycle time | |
| Dimensions | | | |
| Width | | 135 mm | |
| Height | | 130 mm | |
| Depth | | 65 mm; without connection module M12 7/8 inch | |
| Weights | | | |
| Weight, approx. | | 474 g; device only | |
| Classifications | | | |
| | | Version | Classification |
| | eClass | 14 | 27-24-26-07 |
| | eClass | 12 | 27-24-26-07 |
| | eClass | 9.1 | 27-24-26-07 |
| | eClass | 9 | 27-24-26-07 |
| | eClass | 8 | 27-24-26-07 |
| | eClass | 7.1 | 27-24-26-07 |
| | eClass | 6 | 27-24-26-07 |

| | | |
|------|----|----------|
| ETIM | 10 | EC001603 |
| ETIM | 9 | EC001603 |
| ETIM | 8 | EC001603 |
| ETIM | 7 | EC001603 |

Approvals / Certificates





General Product Approval

[KC](#)


[Miscellaneous](#)



| | | | |
|-------------------------------|-----|-------------------|----------------------|
| General Product Ap- proval | EMV | Functional Saftey | Maritime application |
|-------------------------------|-----|-------------------|----------------------|


[KC](#)
[Type Examination Cer-
tificate](#)




Maritime application



[NK / Nippon Kaiji Ky-
okai](#)

[CCS \(China Classifica-
tion Society\)](#)


other

[PROFINET](#)

last modified: 7/1/2025 