





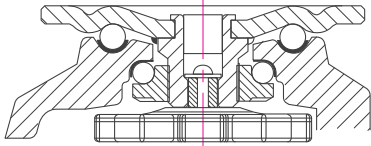
## Guide for selection of wheels : Leveling casters

Image	Series	Description	Wheel code	Wheel dia mm	Wheel width mm	Axle bore mm	Hub length mm	Load capacity Kg	Bearing type
	NYN	– Nylon 66(Shore D70) – No bearing	NYN-42-20	42	20	7	22	60	X
			NYN-50-25	50	25	10	27	280	X
			NYN-63-28	63	28	12	34	550	X
			NYN-72-25	72	25	12	28	350	X
			NYN-75-30	75	30	12	35	1,000	X
	NYD	– Nylon 66(Shore D70) – Two ball bearings	NYD-75-55	75	55	12	55	700	6301 ZZ
	MCN	– MC nylon(Shore D80) – No bearing	MCN-40-19	40	19	7	21	60	X
			MCN-49-25	49	25	10	27	280	X
			MCN-62-28	62	28	12	33	550	X
			MCN-74-30	74	30	12	34	1,000	X
			MCN-90-55	90	55	18	56	1,500	X
	HUP	– Cast polyurethane (Shore D70) – Aluminum core – Plain bearing	HUP-50-25	50	25	10	27	280	Plain
			HUP-63-28	63	28	12	34	550	Plain
			HUP-75-30	75	30	12	35	800	Plain

# FOOT MASTER®

## Leveling casters GD series

**kg** 60~1,500kg    **RoHS**    **TEMP** -10~90°C



**Brackets:** Pressed steel plate(150 series: forged steel), double ball bearing with hardened bearing seats in the swivel head, ivory-colored aluminum frame, height adjustment with integrated orange handle or spanner(120/150 series: only available for spanner), anti-vibration NBR pad(120/150 series: AL)

**Surface Treatment:** Powder coating, zinc plated

\* Recommended Load = Load Cap. × 2

Swivel	Wheel type	mm	mm	Kg	mm	mm	mm	mm	mm
GD-40-F	NYN	42	20	60	71+10	30	55x55	42x42	6,5
GD-60-F		50	25	280	82+10	36	73x73	58x58	7 or 8,5
GD-80-F		63	28	550	103+15	46	90x90	70x70	9
GD-100-F		75	30	800	120+12	53	95x95	70x70	11
GD-120-F		75	30	1,000	120+12	53	95x95	70x70	11
GD-40-F	MCN	40	19	60	71+10	30	55x55	42x42	6,5
GD-60-F		49	25	280	82+10	36	73x73	58x58	7 or 8,5
GD-80-F		62	28	550	103+15	46	90x90	70x70	9
GD-100-F		74	30	800	120+12	53	95x95	70x70	11
GD-120-F		74	30	1,000	120+12	53	95x95	70x70	11
GD-150-F		90	55	1,500	132+15	69	100x100	70x70	13
GD-60-F	HUP	50	25	280	82+10	36	73x73	58x58	7 or 8,5
GD-80-F		63	28	550	103+15	46	90x90	70x70	9
GD-100-F		75	30	800	120+12	53	95x95	70x70	11

### Options

Code Suffix	-PUS	-PEU	-PUS	-PEU
Available for	60	60	100/120	100/120

Code Suffix	NYN	MCN	HUP	-FBL	-CEN	-CUR
Description	Nylon66(D70)	MC nylon(D80)	Cast PU(D70)	Black frame	Anti-static pad	PU pad
Available for	40 ~ 120	40 ~ 150	60 ~ 100	40 ~ 150	40 ~ 100	40 ~ 100