




The Pride of Top Quality
FOOT MASTER®

Compact casters



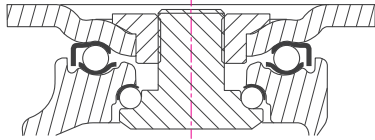
Guide for selection of wheels : Compact casters

Image	Series	Description	Wheel code	Wheel dia mm	Wheel width mm	Axle bore mm	Hub length mm	Load capacity Kg	Bearing type
	NYQ	<ul style="list-style-type: none"> - Nylon 66(Shore D70) - Four ball bearings 	NYQ-60-55	60	55	12	55	600	6901 ZZ
	NYD	<ul style="list-style-type: none"> - Nylon 66(Shore D70) - Two ball bearings 	NYD-60-48	60	48	15	50	500	6003 ZZ
			NYD-70-48	70	48	15	50	600	6003 ZZ
			NYD-75-55	75	55	12	55	750	6301 ZZ
	MCD	<ul style="list-style-type: none"> - MC nylon(Shore D80) - Two ball bearings 	MCD-60-48	60	48	15	50	600	6003 ZZ
			MCD-70-48	70	48	15	50	700	6003 ZZ
	HUD	<ul style="list-style-type: none"> - Cast polyurethane (Shore D70) - Aluminum core - Two ball bearings 	HUD-60-48	60	48	15	50	400	6003 ZZ
			HUD-70-48	70	48	15	50	500	6003 ZZ

FOOT MASTER®









Compact casters GLH series

 600~750kg  RoHS  -10~90°C





Brackets: Pressed steel plate, double ball bearing with hardened bearing seats in the swivel head, ivory-colored aluminum frame, wheel brake system of on and off side pin, bolted wheel axle structure
Surface Treatment: Powder coating, zinc plated

* Recommended Load = Load Cap. × 3

Swivel	Swivel with brake	Wheel type	 mm	 mm	 Kg	 mm	 mm	 mm	 mm	 mm
GLH-60-ASF-PUS	GLH-60-BSF-PUS	NYQ	60	55	600	98	25	115x102	92x66 76x76	11
GLH-75-ASF-PUS	GLH-75-BSF-PUS	NYD	75	55	750	113	25			
GLH-60-ASF-PEU	GLH-60-BSF-PEU	NYQ	60	55	600	98	25	100x85	80x60 77x45	9
GLH-75-ASF-PEU	GLH-75-BSF-PEU	NYD	75	55	750	113	25			

Options

						
Code Suffix	NYQ	NYD				
Description	Nylon66(D70)	Nylon66(D70)				
Available for	60	75				