


Digital Timer

H5CX-□-N

The Timer with the Shortest Body in the Industry*



**Shortest
Body**

*Models for 24 VAC/12 to 24 VDC.
According to OMRON investigation June 2009.



Standard/Economy Type
H5CX-A-L series



Six-digit Type
H5CX-B series

H7CX
Multifunction
Counter/Tachometer
*Released
Simultaneously*



Easy to Read

+

Saves Space

+

Safe and Reliable

+

Complete Lineup

The Most Powerful Digital Timer Ever!

We have upgraded the popular H5CX Digital Timer.
Use it for higher added value in your equipment.

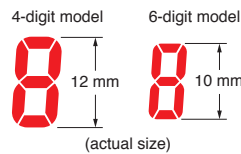


Easier to Read

Character Height: 12 mm

Large Characters

The larger characters and wider viewing angle join a bright display for easy reading even in well-lit locations.



We increased the number of display segments to make setting parameters even easier.



Orange Added to Switchable Display Colors to Readily Show the Output Status

Status Monitoring

Using Green When Output Is OFF

Using Orange When Output Is ON



Green - Orange
Red - Green
Orange - Red, Etc.

*Display colors can be switched only on models with terminal blocks.

Save Space

A Shorter Body

The shorter body enables mounting in thin control panels.

Make Thinner Panels



Models with terminal blocks for 24 VAC/12 to 24 VDC.



At only **59** mm, the shortest body for any industrial timer.

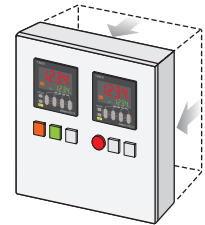
Models with terminal blocks for 100 to 240 VAC.



At only **78** mm, the shortest body for any industrial timer that isolates the power supply and input circuits.

*Models with Sockets: 63.7 mm (case dimension)

The above claims apply to timers with a maximum ambient temperature of 55 °C. According to OMRON investigations June 2009.

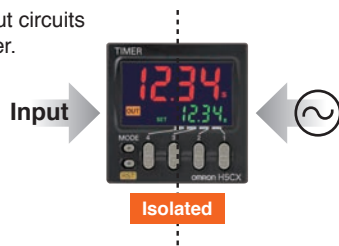


Safe and Reliable

Isolated Power Supply and Input Circuits

Prevent Unwanted Circuit Paths

Power supply circuit and input circuits were isolated inside the Timer. You no longer have to take steps to prevent unwanted circuit paths*, such as prohibiting grounding the 0-V line of the input.




*Specifications: 100 to 240 VAC.

Setting Upper Limit

Prevent Unexpected Operation

Restricting the set time help prevent incorrect settings.



Worry-free operation is achieved with the New H5CX by restricting the set time.

Output ON Count Alarm Indication

Service Life Notification

The number of times that the control output turns ON is counted and an alarm is displayed when a preset count is exceeded. This function is useful in preventive maintenance for the service life of the Timer or the load.

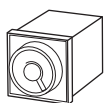
More Complete Lineup

Models with Instantaneous Contact Outputs

Easily Replace Analog Timers

The H5CX meets the demand for a digital version of an analog timer with instantaneous contacts.

Motor timer, analog timer, and other timers with self-holding power supply circuits with inputs



Replace these timers without changing external circuits.*

Models with Instantaneous Contact Outputs H5CX-L8E□-N



*Confirm applicability in the actual system before use.

Waterproof, Dust-proof Structure (UL508 Type 4X and IP66)

Worry-free application is possible in locations subject to water.

*When the Y92S-29 Waterproof Packing is used.



Replaceable Front Panel

Design Flexibility

Replace the front panel with an Optional Front Panel to change the basic color from black to light gray or white.

• Optional Front Panels let you match the color of the panel or surrounding devices.



New Modes

The new Stopwatch Mode and Twin Timer Mode with a Power Interrupt Hold Function increase applicability.

Ordering Information

List of Models

Type	Time specifications	Operating modes	External connections	Input	Output	Supply voltage	Models				
NEW H5CX-A series	0.001 to 9.999 s 0.01 to 99.99 s 0.1 to 999.9 s 1 to 9999 s 1 s to 99 min 59 s 0.1 to 999.9 min 1 to 9999 min 1 min to 99 h 59 min 0.1 to 999.9 h 1 to 9999 h	Timer Mode A: Signal ON Delay I A-1: Signal ON Delay II A-2: Power ON Delay I A-3: Power ON Delay II b: Repeat cycle 1 b-1: Repeat cycle 2 d: Signal OFF Delay E: Interval F: Cumulative Z: ON/OFF-duty-adjustable flicker S: Stopwatch	Screw terminals	Signal, Reset, Gate (NPN/ PNP input)	Contact output (time-limit SPDT)	100 to 240 VAC	H5CX-A-N				
						12 to 24 VDC/ 24 VAC	H5CX-AD-N				
					Transistor output (SPST)	100 to 240 VAC	H5CX-AS-N				
						12 to 24 VDC/ 24 VAC	H5CX-ASD-N				
			11-pin socket		Contact output (time-limit SPDT)	100 to 240 VAC	H5CX-A11-N				
						12 to 24 VDC/ 24 VAC	H5CX-A11D-N				
					Transistor output (SPST)	100 to 240 VAC	H5CX-A11S-N				
						12 to 24 VDC/ 24 VAC	H5CX-A11SD-N				
NEW H5CX-L series	0.1 to 999.9 min 1 to 9999 min 1 min to 99 h 59 min 0.1 to 999.9 h 1 to 9999 h	Twin Timer Mode toff: Flicker OFF Start 1 ton: Flicker ON Start 1 toff-1: Flicker OFF Start 2 ton-1: Flicker ON Start 2	8-pin socket	Signal, Reset (NPN input)	Contact output (time-limit SPDT)	100 to 240 VAC	H5CX-L8-N				
						12 to 24 VDC/ 24 VAC	H5CX-L8D-N				
					Transistor output (SPST)	100 to 240 VAC	H5CX-L8S-N				
						12 to 24 VDC/ 24 VAC	H5CX-L8SD-N				
			None		Contact output (time-limit SPDT + instantaneous SPDT)	100 to 240 VAC	Added to the Series H5CX-L8E-N				
					Models with instantaneous contact outputs	12 to 24 VDC/ 24 VAC	Added to the Series H5CX-L8ED-N				
					NEW H5CX-B series	0.01 to 9999.99 s 1 s to 99 h 59 min 59 s 0.1 to 99999.9 min 0.1 to 99999.9 h	Screw terminals	Signal, Reset, Gate (NPN/ PNP input)	Transistor output (DPST)	12 to 24 VDC	H5CX-BWSD-N

Accessories (Order Separately)

Front Panels (Replacement Parts)

Color	Models	Applicable Timers
Light gray (5Y7/1)	Y92P-CXT4G	4-digit models
White (5Y9.2 / 0.5)	Y92P-CXT4S	
Black (N1.5)	Y92P-CXT4B	

Further Information

Refer to these Datasheets for detailed information.



Digital Timer
H5CX

Cat. No. L111-E1



Multifunction Counter/
Tachometer
H7CX

Cat. No. M081-E1



Multifunction Counter/
Tachometer
H7CX

Cat. No. M079-E1

OMRON Corporation
Industrial Automation Company
Control Devices Division H.Q.
Industrial Component Division
2-2-1 Nishikusatsu, Kusatsu-shi,
Shiga, 525-0035 Japan
Tel: (81) 77-565-5160/Fax: (81) 77-565-5569

Regional Headquarters
OMRON EUROPE B.V.
Wegalaan 67-69-2132 JD Hoofddorp
The Netherlands
Tel: (31)2356-81-300/Fax: (31)2356-81-388
OMRON Industrial Automation Global: www.ia.omron.com

OMRON ELECTRONICS LLC
One Commerce Drive Schaumburg,
IL 60173-5302 U.S.A.
Tel: (1) 847-843-7900/Fax: (1) 847-843-7787

OMRON ASIA PACIFIC PTE. LTD.
No. 438A Alexandra Road # 05-05/08 (Lobby 2),
Alexandra Technopark, Singapore 119967
Tel: (65) 6835-3011/Fax: (65) 6835-2711

OMRON (CHINA) CO., LTD.
Room 2211, Bank of China Tower,
200 Yin Cheng Zhong Road,
PuDong New Area, Shanghai, 200120, China
Tel: (86) 21-5037-2222/Fax: (86) 21-5037-2200

Authorized Distributor:

© OMRON Corporation 2009-2020 All Rights Reserved.
In the interest of product improvement,
specifications are subject to change without notice.

CSM_2_1
Cat. No. L113-E1-02

Printed in Japan
1120(0709)