



Harmony[®] XB7 monolithic

Control and signaling units Ø 22

Quick access to product information

Get technical information about your product

References

Telefast Pre-wired System
Modicon ABE9 IP 67 passive splitter boxes

References						
Splitter boxes with connections by M2 connector						
Number of circuits	Connection by	LED indicator	Reference	Weight (kg)	Volume (cm ³)	Price (€)
4	A-1012	Yes	ABE9C1012	0.270	1.100	1.100
6	B-1012	Yes	ABE9C1012	0.280	1.100	1.100
8	C-1012	Yes	ABE9C1012	0.290	1.100	1.100
10	D-1012	Yes	ABE9C1012	0.300	1.100	1.100
Splitter boxes with connections by Cable						
Number of circuits	Connection by	LED indicator	Reference	Weight (kg)	Volume (cm ³)	Price (€)
4	A-1012	Yes	ABE9C1012	0.270	1.100	1.100
6	B-1012	Yes	ABE9C1012	0.280	1.100	1.100
8	C-1012	Yes	ABE9C1012	0.290	1.100	1.100
10	D-1012	Yes	ABE9C1012	0.300	1.100	1.100

Schneider Electric

Add to favorites | Help | Historic

XB5AL73415
green flush/red projecting double-headed pushbutton Ø22 with marking

Download your XB5AL73415 datasheet

Change your selection

Discover other products & accessories

Discover your Schneider Electric tools

Characteristics | Dimensions Drawings | Mounting and Clearance | Documents & Downloads

Main

Range of product	Harmony XB5
Product or component type	Complete double-headed push-button
Device short name	XB5
Device material	Plastic
Fixing collar material	Plastic
Head type	Standard
Mounting diameter	22 mm
Shape of signaling unit head	Rectangular
Type of operator	Spring return
Operator profile	1 flush - 1 projecting push-buttons
Operator description	Green "I" - red "O"
Contacts type and composition	1 NO + 1 NC
Contact operation	Slow break

Each commercial reference presented in a catalog contains a hyperlink. Click on it to obtain the technical information of the product:

- Characteristics, Dimensions and drawings, Mounting and clearance, Connections and schemas, Performance curves
- Product image, Instruction sheet, User guide, Product certifications, End of life manual

Find your catalog



- > With just 3 clicks, you can reach the Industrial Automation and Control catalogs, in both English and French
- > Download Digi-Cat with this [link](#)

Industrial Automation

General Catalog

Products, Services, Packages & Solutions

Home | Catalog | Products | Services | Packages | Solutions | Support

360°

- Updated quarterly
- Embeds product selectors and configurators, 360° images, training centers
- Optimized search by commercial reference

Select your training



- > Find the right [Training](#) for your needs on our Global website
- > Locate the training center with the selector tool, using this [link](#)

Training and courses

Training by domain of expertise

Local communities | Self-paced | On-site courses






General contents

Harmony® XB7, monolithic

Selection guide	<i>page 2</i>
■ General	
□ Presentation of range	<i>page 4</i>
□ Presentation of complete units.....	<i>page 5</i>
■ References	
□ Pushbuttons, spring return	
- Unmarked.....	<i>page 6</i>
- Marked	<i>page 7</i>
- Illuminated with integral LED	<i>page 8</i>
- With BA 9s base fitting	<i>page 8</i>
□ Pilot lights	
- With integral LED.....	<i>page 9</i>
- With BA 9s base fitting	<i>page 9</i>
□ Selector switches	
- With standard handle.....	<i>page 9</i>
- Key switches.....	<i>page 9</i>
□ Emergency stop	
- Trigger action and mechanical latching.....	<i>page 10</i>
□ Emergency switching off	
- Mechanical latching.....	<i>page 10</i>
□ Mushroom head pushbuttons	
- Circular Legends	<i>page 11</i>
□ Legends and legend holders.....	<i>page 12</i>
□ Accessories	<i>page 13</i>
■ Product reference index	<i>page 16</i>

Product type	Pilot lights	Pushbuttons, selector switches, and pilot lights			Biometric switches	
						
Description of range	<ul style="list-style-type: none"> LED pilot lights 	<ul style="list-style-type: none"> Pushbuttons Multiple-headed pushbuttons Emergency Stop pushbuttons Selector switches and key switches Illuminated pushbuttons Pilot lights Flush mounted pushbuttons, selector switches, and pilot lights (1) 			<ul style="list-style-type: none"> Fingerprint readers 24V ~ Stand-alone biometric switches Stand-alone USB biometric switches USB biometric switches dedicated to Schneider HMI (2) 	
Features	Products	Monolithic, compact, low consumption	Complete units or sub-assemblies (body + head)			Monolithic
	Bezel	Double insulated	Double insulated (4)	Metal, chromium plated, or black	Double insulated	Double insulated, dark gray
	Shape of head	Circular	Circular, square, or rectangular	Circular	Circular or square	–
Drilling or cut-out for fixing		Ø 8 mm and Ø 12 mm/0.315 in. and 0.472 in.	Ø 16 mm/0.630 in.	Ø 22 mm/0.866 in. Ø 30 mm/1.181 in. (for flush mounted control and signaling units)	Ø 22 mm/0.866 in.	
Degree of protection	Conforming to IEC 60529	IP40 IP65 with seal	IP65	IP66, IP67, IP69, and IP69K	IP65 (control button)	
	Conforming to UL 508 and CSA C22-2 No. 14	–	Enclosure type 4, 4X, and 13			Enclosure type 12
Cabling		Tags for 2.8 x 0.5 mm/0.110 x 0.020 in. connectors or threaded connector	Faston connectors Solder pins for printed circuit boards (4) Fast connector socket (5)	Spring clamp terminal connections Screw clamp terminal connections Faston connectors Connector with adapter for printed circuit board	Cable or connectors	
Mounting	Panel thickness	1...8 mm/0.039...0.315 in.	1...6 mm/0.039...0.236 in.			
Type references		XVLA	XB6, XB6E	XB4	XB5	XB5S

(1) Flush mounted control and signaling units are available for Harmony XB4 and XB5 ranges only.
 (2) Compatible with Magelis iPC, STU, OT, GXO, GT (except GT1000 series), GK, GH, and GTO models.
 (3) Wireless and batteryless pushbutton and receiver ready-paired at the factory.

Wireless and batteryless pushbuttons	Pushbuttons, selector switches, and pilot lights	Joystick controllers	Pushbuttons, selector switches, and pilot lights	Cam switches		
						
<ul style="list-style-type: none"> Wireless and batteryless pushbuttons and rope pull switch Configurable receivers Harmony Hub 	<ul style="list-style-type: none"> Pushbuttons Emergency Stop and Emergency switching off pushbuttons Selector switches and key switches Illuminated pushbuttons Pilot lights 	<ul style="list-style-type: none"> 2- or 4-direction Stay put or spring return 	<ul style="list-style-type: none"> Pushbuttons Emergency Stop pushbuttons Selector switches and key switches Illuminated pushbuttons Pilot lights 	<ul style="list-style-type: none"> Switches Stepping switches Reversing and changeover switches Ammeter switches Voltmeter switches Reversing switches Star-delta and reversing star-delta switches Pole change switches 		
Ready-to-use packs (3) and "components" range	Monolithic	Complete units or sub-assemblies (body + head with lever)	Complete units or sub-assemblies (body + head)	Complete units or sub-assemblies (body + front panel+ head)		
Metal, chromium plated, or double insulated, black	Double insulated, dark gray (or white for pilot lights)	Metal, chromium plated	Double insulated, black	Metal, chromium plated, or double insulated, black		
Transmitter with circular head	Circular	Circular	Hexagonal	Square		
Ø 22 mm/0.866 in.			Ø 30 mm/1.181 in.	Ø 16 or Ø 22 mm/0.630 or 0.866 in.: series K10 Ø 22 mm/0.866 in. and multifixing: series K1/K2 4 holes, 48 or 68 centers: series K30...K150		
IP65	IP65 (control buttons and pilot lights) IP54 (Emergency switching off pushbuttons)	IP65	IP66	IP65: series K10 IP40, IP65 with seal: series K1/K2 IP40: series K30...K150		
Enclosure type 12	Enclosure type 3 (pushbuttons and Emergency stop) and 4 (pilot lights)	Enclosure type 4, 4X and 13	Enclosure type 4 and 13 (9001K) Enclosure type 4, 4X, 13 (9001SK)	–		
Wireless (transmitter) Through cable (receiver)	Screw and captive clamp terminal connections Faston clip connections (pilot lights)	Screw and captive clamp terminal connections				
1...6 mm/0.039...0.236 in.				0.5...6 mm/0.020...0.236 in. (depending on model)		
XB5R, XB4R	XB7	XD4PA	XD2GA	XD5PA	9001K, 9001SK	K10, K1, K2, K30, K50, K63, K115, K150

(4) For Harmony XB6 only.
 (5) For Harmony XB6E only.

Presentation

The Harmony® XB7 range of plastic control and signaling units is a monolithic range designed for use in the industrial, tertiary and building sectors. It is simple to use and quick to install.

- This range includes:
 - Pushbuttons and switches designed for Start/Stop control of machines and installations, adjustment and parametering (contact functions): Pushbuttons, selector/key switches, Emergency stop or Emergency switching off pushbuttons
 - Pilot lights designed for visual signaling (signaling functions)
 - Illuminated pushbuttons designed for control and signaling (contact functions + signaling functions)
- The range comprises complete units, with round plastic bezel, and 6 pilot light colors.
- The pushbutton and switch control offer comprises:
 - Flush and projecting spring return pushbuttons, with or without marking
 - Flush latching pushbuttons, without marking
 - Projecting spring return or latching illuminated pushbuttons
 - Emergency stop trigger action and mechanically latching mushroom head pushbuttons (conforming to standards EN/IEC 60204-1 and EN/ISO 13850)
 - Emergency switching off mechanically latching mushroom head pushbuttons (conforming to standard IEC 60364-5-53)
 - Selector switches, with standard black handle, and key switches
 - Legends and legend holders
 - Accessories and spare parts
- The pilot light signaling offer includes:
 - Pilot lights with integral LED
 - Pilot lights for BA 9s base fitting bulbs

The two types of pilot lights are for direct supply or with resistor.

Installation

- Harmony XB7 products are both simple and quick to install:
 - Mounting by single installer
 - Fixing by a single locking nut
- Two types of connection are available:
 - Screw clamp terminals
 - Faston connectors (only for pilot lights)

Environment

The performance features of the XB7 range meet the following specifications:

- International standards and approvals:
 - For the entire range: EN/IEC 60947-1, EN/IEC 60947-5-1, EN/IEC 60947-5-4, UL 508, CSA C22-2 no. 14, GB 14048.5
 - For Emergency stop pushbuttons: EN/IEC 60947-5-5, EN/ISO 13850 and EN/IEC 60204-1
 - For Emergency switching off pushbuttons: EN/IEC 60364-5-53
- International certifications: UL, CSA, CCC, GOST.
- Degrees of protection:
 - Front face: IP 65 (IP 54 for Emergency switching off pushbuttons)
 - Rear face: IP 20 (protection against direct contact)

For more technical information, please refer to our website www.schneider-electric.com.

Complete units: Contact functions

Spring return pushbuttons marked/unmarked



Flush

XB7NA●●: see [page 6](#)


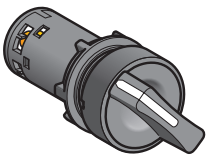
Projecting

XB7NL●●: see [page 6](#)

Flush

XB7NH●●: see [page 6](#)

Selector switches and key switches



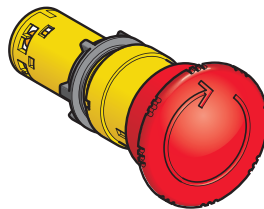
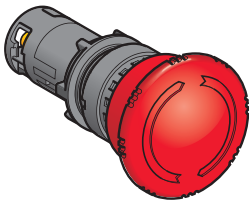
Standard handle, black

XB7ND●●: see [page 9](#)

Key operated

XB7NG●●: see [page 9](#)

Emergency switching off pushbuttons



Turn to release/Key release

XB7ES●●●P: see [page 10](#)

Turn to release/Push-pull/Key release

XB7NS●●●●/XB7NT●●●: see [page 10](#)

Complete units: Signaling functions

Pilot lights




With integral LED

XB7EV0●●●P: see [page 9](#)

With BA 9s base fitting, direct supply or with resistor

XB7EV7●●●P, XB7EV6●●●P: see [page 9](#)

Illuminated pushbuttons, with projecting push



With integral LED, spring return or latching







XB7NW●●●●, XB7NJ●●●1: see [page 8](#)







With BA 9s base fitting, spring return or latching

XB7NW●●●61, XB7NJ●●●61: see [page 8](#)



Legend holders, legends, accessories and bulbs

See pages 11, 12 and 14






Pushbuttons										
Shape of head	Type of push	Type of contact		Marking		Color of push	Sold in lots of	Unit reference	Weight kg/lb	
		NO	NC	Text	Color					
Spring return pushbutton without marking										
 XB7NA31	Flush		1	–	–	–	White	10	XB7NA11	0.021/0.046
			1	–	–	–	Black	10	XB7NA21	0.021/0.046
			1	–	–	–	Green	10	XB7NA31	0.021/0.046
			1	–	–	–	Yellow	10	XB7NA81	0.021/0.046
			1	1	–	–	White	10	XB7NA15	0.021/0.046
			1	1	–	–	Black	10	XB7NA25	0.021/0.046
			1	1	–	–	Green	10	XB7NA35	0.021/0.046
			1	1	–	–	Red	10	XB7NA45	0.021/0.046
			1	1	–	–	Blue	10	XB7NA65	0.021/0.046
			1	1	–	–	Yellow	10	XB7NA85	0.021/0.046
			–	1	–	–	Red	10	XB7NA42	0.021/0.046
			2	–	–	–	Black	10	XB7NA23	0.021/0.046
			2	–	–	–	Green	10	XB7NA33	0.021/0.046
			–	2	–	–	Red	10	XB7NA44	0.021/0.046
 XB7NL42	Projecting		–	1	–	–	Red	10	XB7NL42	0.021/0.046
			1	1	–	–	Red	10	XB7NL45	0.021/0.046
			–	2	–	–	Red	10	XB7NL44	0.021/0.046
Latching pushbutton without marking										
 XB7NH21	Flush		1	–	–	–	Black	10	XB7NH21	0.021/0.046
			1	–	–	–	Green	10	XB7NH31	0.021/0.046
			1	1	–	–	Black	10	XB7NH25	0.021/0.046
			1	1	–	–	Green	10	XB7NH35	0.021/0.046
			1	–	–	–	Yellow	10	XB7NH81	0.021/0.046

Pushbuttons (continued)											
Shape of head	Type of push	Type of contact		Marking		Color of push	Sold in lots of	Unit reference	Weight kg/lb		
		NO	NC	Text	Color						
Spring return pushbutton with marking											
	Flush		1	–	I	White	Green	10	XB7NA3131	0.021/0.046	
			1	–	II	White	Green	10	XB7NA3136	0.021/0.046	
			1	–	MARCHE	White	Green	10	XB7NA3142	0.021/0.046	
			1	–	START	White	Green	10	XB7NA3133	0.021/0.046	
			1	–	↓	Black	White	10	XB7NA11343	0.021/0.046	
			1	–	↑	Black	White	10	XB7NA11341	0.021/0.046	
			1	–	⇓	White	Black	10	XB7NA21343	0.021/0.046	
			1	–	⇑	White	Black	10	XB7NA21341	0.021/0.046	
			–	1	O	White	Red	10	XB7NA4232	0.021/0.046	
			–	1	STOP	White	Red	10	XB7NA4234	0.021/0.046	
		Projecting		–	1	ARRET	White	Red	10	XB7NA4233	0.021/0.046
				–	1	ARRET	White	Black	10	XB7NA2233	0.021/0.046
				2	–	I	White	Green	10	XB7NA3331	0.021/0.046
				2	–	II	White	Green	10	XB7NA3336	0.021/0.046
				2	–	MARCHE	White	Green	10	XB7NA3342	0.021/0.046
				2	–	START	White	Green	10	XB7NA3333	0.021/0.046
				1	1	O	White	Red	10	XB7NA4532	0.021/0.046
				1	1	STOP	White	Red	10	XB7NA4534	0.021/0.046
				1	1	↓	Black	White	10	XB7NA15343	0.021/0.046
				1	1	↑	Black	White	10	XB7NA15341	0.021/0.046
	Projecting		1	1	ARRET	White	Black	10	XB7NA2533	0.021/0.046	
			1	1	⇓	White	Black	10	XB7NA25343	0.021/0.046	
			1	1	⇑	White	Black	10	XB7NA25341	0.021/0.046	
			1	1	ARRET	White	Red	10	XB7NA4533	0.021/0.046	
			–	1	ARRET	White	Red	10	XB7NL4233	0.021/0.046	
			–	1	O	White	Red	10	XB7NL4232	0.021/0.046	
			–	1	STOP	White	Red	10	XB7NL4234	0.021/0.046	
			–	1	ARRET	White	Black	10	XB7NL2233	0.021/0.046	
1	1	ARRET	White	Red	10	XB7NL4533	0.021/0.046				
1	1	O	White	Red	10	XB7NL4532	0.021/0.046				
1	1	STOP	White	Red	10	XB7NL4534	0.021/0.046				
1	1	ARRET	White	Black	10	XB7NL2533	0.021/0.046				



Illuminated pushbuttons, with projecting push							
With integral LED							
Shape of head	Type of push and contacts	Color of lens	Sold in lots of	Unit reference by supply voltage (1)			Weight kg/lb
				24 V ~/∞	120 V ~	230 V ~	
	Spring return push with NO and NC contacts (1)	Green	10	XB7NW33B1	XB7NW33G1	XB7NW33M1	0.023/0.051
		Red	10	XB7NW34B1	XB7NW34G1	XB7NW34M1	0.023/0.051
			10	XB7NW34B2	XB7NW34G2	XB7NW34M2	0.023/0.051
		Orange	10	XB7NW35B1	XB7NW35G1	XB7NW35M1	0.023/0.051
		Blue	10	XB7NW36B1	XB7NW36G1	XB7NW36M1	0.023/0.051
		Clear	10	XB7NW37B1	XB7NW37G1	XB7NW37M1	0.023/0.051
		Yellow	10	XB7NW38B1	XB7NW38G1	XB7NW38M1	0.023/0.051
	Latching push	Green	10	XB7NJ03B1	XB7NJ03G1	XB7NJ03M1	0.023/0.051
		Red	10	XB7NJ04B1	XB7NJ04G1	XB7NJ04M1	0.023/0.051
			10	XB7NJ04B2	XB7NJ04G2	XB7NJ04M2	0.023/0.051
		Orange	10	XB7NJ05B1	XB7NJ05G1	XB7NJ05M1	0.023/0.051
		Blue	10	XB7NJ06B1	XB7NJ06G1	XB7NJ06M1	0.023/0.051
		Clear	10	XB7NJ07B1	XB7NJ07G1	XB7NJ07M1	0.023/0.051
		Yellow	10	XB7NJ08B1	XB7NJ08G1	XB7NJ08M1	0.023/0.051



With BA 9s base fitting (2)							
Shape of head	Type of push	Type of contact		Color of lights	Sold in lots of	Unit reference 250 V ~ max.	Weight kg/lb
		NO	NC				
	Spring return			Green	10	XB7NW3361	0.022/0.048
				Red	10	XB7NW3461	0.022/0.048
				Orange	10	XB7NW3561	0.022/0.048
				Blue	10	XB7NW3661	0.022/0.048
				Clear	10	XB7NW3761	0.022/0.048
				Yellow	10	XB7NW3861	0.022/0.048
				Latching			Green
	Red	10	XB7NJ0461				0.022/0.048
	Orange	10	XB7NJ0561				0.022/0.048
	Blue	10	XB7NJ0661				0.022/0.048
	Clear	10	XB7NJ0761				0.022/0.048
	Yellow	10	XB7NJ0861				0.022/0.048


(1) All product references ending in "1" are for products with "NO" contacts (example: [XB7NW34B1](#)).

All product references ending in "2" are for products with "NC" contacts (example: [XB7NW34B2](#)).

(2) Bulb, 1.2 W maximum, to be ordered separately. See [page 13](#).

Pilot lights

With integral LED


Shape of head	Type of light source (included)	Color of lens	Sold in lots of	Unit reference by supply voltage (1)			Weight kg/lb
				24 V ~/-	120 V ~	230 V ~	
	Integral LED	Green	10	XB7EV03BP	XB7EV03GP	XB7EV03MP	0.020/0.044
		Red	10	XB7EV04BP	XB7EV04GP	XB7EV04MP	0.020/0.044
		Yellow	10	XB7EV05BP	XB7EV05GP	XB7EV05MP	0.020/0.044
		Blue	10	XB7EV06BP	XB7EV06GP	XB7EV06MP	0.020/0.044
		Clear	10	XB7EV07BP	XB7EV07GP	XB7EV07MP	0.020/0.044
		Orange	10	XB7EV08BP	XB7EV08GP	XB7EV08MP	0.020/0.044

PF100406



XB7EV08BP

With BA 9s base fitting












Shape of head	Supply	Color of lens	Sold in lots of	Unit reference (1)		Weight kg/lb
				With bulb	Without bulb	
	With resistor, for 130 V, 2.6 W bulb Supply voltage: 230 V ~, 50-60 Hz	Green	10	XB7EV73P	XB7EV730P	0.020/0.044
		Red	10	XB7EV74P	XB7EV740P	0.020/0.044
		Yellow	10	XB7EV75P	XB7EV750P	0.020/0.044
		Blue	10	XB7EV76P	XB7EV760P	0.020/0.044
		Clear	10	XB7EV77P	XB7EV770P	0.020/0.044
		Orange	10	XB7EV78P	XB7EV780P	0.020/0.044
	Direct for BA 9s base fitting incandescent bulb Supply voltage: ≤ 250 V (2)	Green	10	–	XB7EV63P	0.020/0.044
		Red	10	–	XB7EV64P	0.020/0.044
		Yellow	10	–	XB7EV65P	0.020/0.044
		Blue	10	–	XB7EV66P	0.020/0.044
		Clear	10	–	XB7EV67P	0.020/0.044
		Orange	10	–	XB7EV68P	0.020/0.044

PF100407



XB7EV75P

Selector switches and key switches

Shape of head	Type of operator	Type of contact		Number and type of positions (3)	Sold in lots of	Unit reference	Weight kg/lb		
		NO	NC						
	Standard handle, black			1	–	2, stay put 	10	XB7ND21	0.026/0.057
				1	1	2, stay put 	10	XB7ND25	0.026/0.057
				2	–	3, stay put 	10	XB7ND33	0.026/0.057
	Key (key n° 455)			1	–	2, key withdrawal in LH position 	10	XB7NG21	0.050/0.110
				2	–	3, key withdrawal in centre position 	10	XB7NG33	0.050/0.110

PF100409



XB7ND21

PF100410



XB7NG33




(1) For Faston connection version (1 x 6.35 mm/0.04 x 0.24 in. and 2 x 2.8 mm/0.08 x 0.11 in.), add the number "3" to the end of the reference.

Example: XB7EV07BP becomes XB7EV07BP3.

(2) Bulb characteristics for direct supply pilot lights: 250 V, 2.6 W.

(3) The symbol "⏏" indicates key withdrawal position.

Ø 40 mm Emergency stop trigger action and mechanically latching mushroom head pushbuttons



Shape of head	Type of push	Standards	Type of contact		Color of push	Sold in lots of	Unit reference	Weight kg/lb
			NO	NC				
	Turn to release	EN/IEC 60204-1, EN/ISO 13850, EN/IEC 60947-5-5, Machinery directive 2006/42/EC and UL	–	1	Red	10	XB7NS8442	0.045/0.099
			1	1	Red	10	XB7NS8445	0.045/0.099
			–	2	Red	10	XB7NS8444	0.045/0.099
	Push-pull	EN/IEC 60204-1, EN/ISO 13850, EN/IEC 60947-5-5, Machinery directive 2006/42/EC and UL	–	1	Red	10	XB7NT842	0.040/0.088
			1	1	Red	10	XB7NT845	0.040/0.088
			–	2	Red	10	XB7NT844	0.040/0.088
	Key release (no. 455)	EN/IEC 60204-1, EN/ISO 13850, EN/IEC 60947-5-5, Machinery directive 2006/42/EC and UL	–	2	Red	10	XB7NS9444	0.072/0.159
			–	1	Red	10	XB7NS9445	0.072/0.159

PF100411



XB7NS8445

Ø 40 mm Emergency switching off mechanically latching mushroom head pushbuttons

Shape of head	Type of push	Standards	Type of contact		Color of push	Sold in lots of	Unit reference	Weight kg/lb
			NO	NC				
	Turn to release	EN/IEC 60204-1, EN/ISO 13850, EN/IEC 60947-5-5, Machinery directive 2006/42/EC and UL	–	1	Red	10	XB7ES542P	0.032/0.070
			1	1	Red	10	XB7ES545P	0.035/0.077
			–	1	Red	10	XB7ES142P	0.055/0.121
	Key release (no. 455)	EN/IEC 60204-1, EN/ISO 13850, EN/IEC 60947-5-5, Machinery directive 2006/42/EC and UL	–	1	Red	10	XB7ES142P	0.055/0.121
			1	1	Red	10	XB7ES145P	0.058/0.128

103054



XB7NS8445

PF-H0240B



ZBY8330

Circular legends, yellow, for mushroom head pushbuttons

Used for "Emergency stop" function (1)

Conforming to standards	Diameter mm/in.	Marking on yellow background	Sold in lots of	Unit reference	Weight kg/lb
EN/IEC 60204-1 and EN/ISO 13850	90/3.54	–	–	ZBY8140	0.008/0.018
		ARRET D'URGENCE	–	ZBY8130	0.008/0.018
		EMERGENCY STOP	–	ZBY8330	0.008/0.018
		NOT-HALT	–	ZBY8230	0.008/0.018
		PARADA DE EMERGENCIA	–	ZBY8430	0.008/0.018
		ARRESTO DE EMERGENZA	–	ZBY8630	0.008/0.018

Used for "Emergency switching off" function (1)

Conforming to standards	Diameter mm/in.	Marking on yellow background	Unit reference	Weight kg/lb
EN/IEC 60204-1	60/2.36	–	ZBY9101	0.008/0.018
		COUPURE D'URGENCE	ZBY9160	0.004/0.009
		EMERGENCY SWITCHING OFF	ZBY9360	0.004/0.009
		NOT-AUS	ZBY9260	0.004/0.009
		DESCONEXION DE EMERGENCIA	ZBY9460	0.004/0.009
		INTERRUZIONE DI EMERGENZA	ZBY9660	0.004/0.009
	90/3.54	–	ZBY8101	0.008/0.018
		COUPURE D'URGENCE	ZBY8160	0.008/0.018
		EMERGENCY SWITCHING OFF	ZBY8360	0.008/0.018
		NOT-AUS	ZBY8260	0.008/0.018
		DESCONEXION DE EMERGENCIA	ZBY8460	0.008/0.018
		INTERRUZIONE DI EMERGENZA	ZBY8660	0.008/0.018

XB7_635_CPODA2016001



ZBY9160

(1) For compliance with standard EN/ISO 13850, paragraph 4.4.6, the Emergency stop logo  has been added.

Standard (30 x 40 mm) legend holders for 8 x 27 mm legends

Text	Sold in lots of	Unit reference	Weight kg/lb
Without legend	10	ZBZ32	0.001/0.002

Legend holder, 30 x 40 mm with legend (black or red background)**With blank legend**

Text	Sold in lots of	Unit reference	Weight kg/lb
Without legend	10	ZBY2101	0.001/0.002

With marked legend (sold singly)

- Start functions: White characters on black background.
- Stop functions: White characters on red background.

Text	Unit reference	Weight kg/lb	Text	Unit reference	Weight kg/lb
Auto	ZBY2115	0.001/0.002	Reset	ZBY2323	0.001/0.002
Down	ZBY2308	0.001/0.002	Reverse	ZBY2306	0.001/0.002
Forward	ZBY2305	0.001/0.002	Right	ZBY2309	0.001/0.002
Hand	ZBY2316	0.001/0.002	Start	ZBY2303	0.001/0.002
Inch	ZBY2321	0.001/0.002	Stop	ZBY2304	0.001/0.002
Left	ZBY2310	0.001/0.002	Up	ZBY2307	0.001/0.002
Off	ZBY2312	0.001/0.002	O	ZBY2146	0.001/0.002
On	ZBY2311	0.001/0.002	I	ZBY2147	0.001/0.002
Power on	ZBY2326	0.001/0.002	O-I	ZBY2178	0.001/0.002

Standard (30 x 50 mm) legend holders for 18 x 27 mm legends

Text	Sold in lots of	Unit reference	Weight kg/lb
Without legend	10	ZBZ33	0.001/0.002

XB7_631_CP_ODA2016107
ZBY2101



DL1CE024



DL1CF110

BA 9s bulbs					
Description	Voltage V	Power W	Sold in lots of	Unit reference	Weight kg/lb
Incandescent bulbs, long life Ø 11 mm/0.43 in. max. length 28 mm/1.10 in. max.	6	1.2	10	DL1CB006	0.002/0.004
	24	2.0	10	DL1CE024	0.002/0.004
	130	2.6	10	DL1CE130	0.002/0.004
Neon bulbs	120...130	–	10	DL1CF110	0.002/0.004
	230...240	–	10	DL1CF220	0.002/0.004

Lenses				
Description	Color	Sold in lots of	Unit reference	Weight kg/lb
Grooved lenses for BA 9s pilot lights	White	10	ZB7EV01	0.002/0.004
	Green	10	ZB7EV03	0.002/0.004
	Red	10	ZB7EV04	0.002/0.004
	Yellow	10	ZB7EV05	0.002/0.004
	Blue	10	ZB7EV06	0.002/0.004
	Clear	10	ZB7EV07	0.002/0.004
	Orange	10	ZB7EV08	0.002/0.004



PFI151536A

ZB5AZ025

Other accessories

Description	For use with	Color	Sold in lots of	Unit reference	Weight kg/lb
Ø 30 mm/1.181 in. Plastic flush mounting kit	For all XB7 functions except Emergency stop and Emergency switching off	Black	10	ZB5AZ021	0.006/0.013
Ø 30 mm/1.181 in. Plastic flush mounting kit with 1 line legend	For all XB7 functions except Emergency stop and Emergency switching off	Black	10	ZB5AZ023	0.007/0.015
Ø 30 mm/1.181 in. Plastic flush mounting kit with 2 lines legend	For all XB7 functions except Emergency stop and Emergency switching off	Black	10	ZB5AZ025	0.007/0.015
Padlockable flaps	Pushbuttons	Black		ZB4BZ62	0.076/0.168
		Red		ZB4BZ64	0.076/0.168
		Yellow		ZB4BZ65	0.076/0.168
		Blue		ZB4BZ66	0.076/0.168



107353

ZB4BZ64

Other accessories (continued)

Description	Function	Unit reference	Weight kg/lb
Keyhole cover (rubber boot) or key switches)	Protection of lock barrel when no Key inserted in lock	ZBGP	0.005/0.011

Description	Function	Sold in lots of	Unit reference	Weight kg/lb
Single boot transparent	Flush with circular head	10	ZBPA	0.002/0.004

Description	Color	Sold in lots of	Unit reference	Weight kg/lb
Anti-rotation plate	-	10	ZB5AZ902	0.002/0.004

Fixing nut	-	10	ZB5AZ901	0.002/0.004
------------	---	----	----------	-------------

Fixing nut tightening tool	-	1	ZB5AZ905	0.016/0.035
----------------------------	---	---	----------	-------------

plastic circular blanking plug (with fixing nut)	Black	10	ZB5SZ3	0.009/0.020
---	-------	----	--------	-------------

Plastic guards for emergency stop function	Yellow	1	ZBZ4002	0.011/0.024
---	--------	---	---------	-------------

Plastic guard for selector switches and key switches	Black	-	ZBZ2102	0.005/0.011
---	-------	---	---------	-------------



D					
DL1CB006	13	XB7NA81	6	XB7NJ0461	8
DL1CE024	13	XB7NA85	6	XB7NJ0561	8
DL1CE024	13	XB7NA2233	7	XB7NJ0661	8
DL1CE130	13	XB7NA2533	7	XB7NJ0761	8
DL1CF110	13	XB7NA3131	7	XB7NJ0861	8
DL1CF110	13	XB7NA3133	7	XB7NL42	6
DL1CF110	13	XB7NA3133	7	XB7NL42	6
DL1CF220	13	XB7NA3136	7	XB7NL44	6
		XB7NA3142	7	XB7NL45	6
		XB7NA3331	7	XB7NL2233	7
		XB7NA3333	7	XB7NL2533	7
		XB7NA3336	7	XB7NL4232	7
		XB7NA3342	7	XB7NL4232	7
		XB7NA4232	7	XB7NL4233	7
		XB7NA4233	7	XB7NL4234	7
		XB7NA4234	7	XB7NL4532	7
		XB7NA4234	7	XB7NL4533	7
		XB7NA4532	7	XB7NL4534	7
		XB7NA4533	7	XB7NS8442	10
		XB7NA4534	7	XB7NS8444	10
		XB7NA11341	7	XB7NS8445	10
		XB7NA11343	7	XB7NS8445	10
		XB7NA15341	7	XB7NS9444	10
		XB7NA15343	7	XB7NS9445	10
		XB7NA21341	7	XB7NT842	10
		XB7NA21343	7	XB7NT844	10
		XB7NA25341	7	XB7NT845	10
		XB7NA25343	7	XB7NW33B1	8
		XB7ND21	9	XB7NW33B1	8
		XB7ND21	9	XB7NW33G1	8
		XB7ND25	9	XB7NW33M1	8
		XB7ND33	9	XB7NW34B1	8
		XB7NG21	9	XB7NW34B2	8
		XB7NG33	9	XB7NW34G1	8
		XB7NG33	9	XB7NW34G2	8
		XB7NH21	6	XB7NW34M1	8
		XB7NH21	6	XB7NW34M2	8
		XB7NH25	6	XB7NW35B1	8
		XB7NH31	6	XB7NW35G1	8
		XB7NH35	6	XB7NW35M1	8
		XB7NH81	6	XB7NW36B1	8
		XB7NJ03B1	8	XB7NW36G1	8
		XB7NJ03G1	8	XB7NW36M1	8
		XB7NJ03M1	8	XB7NW37B1	8
		XB7NJ04B1	8	XB7NW37G1	8
		XB7NJ04B2	8	XB7NW37M1	8
		XB7NJ04G1	8	XB7NW38B1	8
		XB7NJ04G2	8	XB7NW38G1	8
		XB7NJ04M1	8	XB7NW38M1	8
		XB7NJ04M2	8	XB7NW3361	8
		XB7NJ05B1	8	XB7NW3361	8
		XB7NJ05G1	8	XB7NW3461	8
		XB7NJ05M1	8	XB7NW3561	8
		XB7NJ06B1	8	XB7NW3661	8
		XB7NJ06G1	8	XB7NW3761	8
		XB7NJ06M1	8	XB7NW3861	8
		XB7NJ07B1	8		
		XB7NJ07G1	8	Z	
		XB7NJ07M1	8	ZB4BZ62	14
		XB7NJ08B1	8	ZB4BZ64	14
		XB7NJ08G1	8	ZB4BZ64	14
		XB7NJ08M1	8	ZB4BZ65	14
		XB7NJ08M1	8	ZB4BZ66	14
		XB7NJ0361	8	ZB5AZ021	14
				ZB5AZ023	14
				ZB5AZ025	14
				ZB5AZ025	14
				ZB5AZ901	15
				ZB5AZ902	15
				ZB5AZ905	15
				ZB5AZ905	15
				ZB5SZ3	15
				ZB5SZ3	15
				ZB7EV01	13
				ZB7EV03	13
				ZB7EV04	13
				ZB7EV05	13
				ZB7EV06	13
				ZB7EV07	13
				ZB7EV08	13
				ZBGP	15
				ZBPA	15
				ZBY2101	12
				ZBY2101	12
				ZBY2115	12
				ZBY2146	12
				ZBY2147	12
				ZBY2178	12
				ZBY2303	12
				ZBY2304	12
				ZBY2305	12
				ZBY2306	12
				ZBY2307	12
				ZBY2308	12
				ZBY2309	12
				ZBY2310	12
				ZBY2311	12
				ZBY2312	12
				ZBY2316	12
				ZBY2321	12
				ZBY2323	12
				ZBY2326	12
				ZBY8101	11
				ZBY8130	11
				ZBY8140	11
				ZBY8160	11
				ZBY8230	11
				ZBY8260	11
				ZBY8330	11
				ZBY8360	11
				ZBY8430	11
				ZBY8460	11
				ZBY8630	11
				ZBY8660	11
				ZBY9101	11
				ZBY9160	11
				ZBY9160	11
				ZBY9260	11
				ZBY9360	11
				ZBY9460	11
				ZBY9660	11
				ZBZ32	12
				ZBZ33	12
				ZBZ2102	15
				ZBZ4002	15
				ZBZ4002	15

Life Is On



Learn more about our products at
www.schneider-electric.com

The information provided in this documentation contains general descriptions and/or technical characteristics of the performance of the products contained herein. This documentation is not intended as a substitute for and is not to be used for determining suitability or reliability of these products for specific user applications. It is the duty of any such user or integrator to perform the appropriate and complete risk analysis, evaluation and testing of the products with respect to the relevant specific application or use thereof. Neither Schneider Electric nor any of its affiliates or subsidiaries shall be responsible or liable for misuse of the information contained herein.

Design: Schneider Electric
Photos: Schneider Electric

Schneider Electric Industries SAS

Head Office
35, rue Joseph Monier - CS 30323
F-92500 Rueil-Malmaison Cedex
France

DIA5ED2120503EN
October 2019 - V4.0