



# Cordless Circular Saw HS009G 235 mm



# 40V Li-ion max



Photo: HS010G

## HS009G

Guide rail  
Compatible base



Work amount  
on a single full  
battery charge


# 120 cuts

Oak wood (Thickness: 80mm / Width: 300mm / Bevel angle: 0°)  
with BL4050F






# Lightweight & high power



**Twin LED Job light**



**Bevel cuts up to 1° left and 60° right.**



**Electric brake**



**eXtreme Protection Technology**



**Auto-start Wireless System**

The wireless activation function enables clean and comfortable operation. By connecting a supported tool to the cleaner, you can run the cleaner automatically along with the switch operation of the tool.



Wireless unit is compatible with all supported tools

**Rotatable dust nozzle**

**Sub base**

Sub Base can be used as Guide Rule by turning up side down.

**Magnesium diecast blade case**

**Magnesium diecast base**

(HS009G only) having direct compatibility with Guide rail



## Accessories ● Standard equipment

**Specialized EFFICUT blade**



Size (mm)	Part No.
235 x 2.2 x 30 x 24T	E-01909 ●

**Guide rail**



Overall length (m)	Part No.
1	199140-0
1.4	194368-5
1.5	199141-8
1.9	194925-9
3	194367-7

**Clamp set**



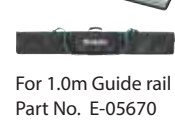
Part No. type A: 194385-5  
type B: 199826-6

**Bevel guide set**



Adjustable angle of Guide rail  
Part No. 196664-7

**Guide rail bag**



For 1.0m Guide rail  
Part No. E-05670  
For 1.4m, 1.5m Guide rail  
Part No. E-05664

**Guide rail Joint connector 2pc set**



Part No. 198885-7

## Charging Time

Battery Model	Fast Charging	
	DC40RA	DC40RC
BL4020 2.0Ah	22 min	30 min
BL4025 2.5Ah	28 min	38 min
BL4040 4.0Ah	45 min	67 min
*BL4050F 5.0Ah	50 min	85 min

\*1 Recommended battery

The weight may differ depending on the attachment(s), including the battery cartridge. The lightest and heaviest combination, according to EPTA-Procedure 01/2014, are shown in the table.  
Items of standard equipment and specifications may vary by country or area.

## Cordless Circular Saw

**HS009GZ 235 mm**

Brake	<b>Wheel Diameter</b> 235 mm
Constant speed	<b>Max Cutting Capacity</b> 0°: 85 mm 45°: 61 mm 60°: 44 mm
Soft Start	<b>No Load Speed (RPM)</b> 4,000
Dust Collection	<b>Vibration Level</b> Cutting Wood: 2.5 m/s <sup>2</sup> or less Cutting Metal: 2.5 m/s <sup>2</sup> or less
Carrying Case	<b>Sound Pressure Level</b> 94dB(A)
Built-in Job Light	<b>Sound Power Level</b> 105 dB(A)
	<b>Dimensions (L x W x H)</b> 413 x 196 x 316 mm
	<b>Net weight</b> 5.1 - 5.7 kg (11.2 - 12.6 lbs.)
	<b>HS009GZ: Battery &amp; charger are sold separately</b>

**Standard Equipment:** TCT blade 235x24T wood Efficut (E-01959), hex wrench 6 (783204-6), sub base (162687-7)

## CÔNG TY TNHH MAKITA VIỆT NAM

**CHI NHÁNH CTY TNHH MAKITA VN TẠI MIỀN BẮC**  
Khu 5, Số 1, Đường Số 6, KCN - BT - DV VSP, Bắc Ninh, P. Phú Châu, TP. Từ Sơn, T. Bắc Ninh.  
ĐT: 0222 376 5942 Fax: 0222 376 5941

**TRUNG TÂM DỊCH VỤ KHÁCH HÀNG CHI NHÁNH HÀ NỘI**  
65 Trường Chinh, P. Phương Liệt, Q. Thanh Xuân, TP. Hà Nội.  
ĐT: 0243 202 2385

**TRUNG TÂM DỊCH VỤ KHÁCH HÀNG CHI NHÁNH ĐÀ NẴNG**  
102 Triều Nữ Vương, P. Hải Châu 2, Q. Hải Châu, TP. Đà Nẵng.  
ĐT: 0236 352 5078 / 0236 352 5179 Fax: 0236 352 5479

**TRUNG TÂM DỊCH VỤ KHÁCH HÀNG CHI NHÁNH CẦN THƠ**  
386 Võ Văn Kiệt, Khu Vực 5, P. An Thới, Q. Bình Thủy, TP. Cần Thơ.  
ĐT: 0292 389 4358 Fax: 0292 389 4359

**TRUNG TÂM DỊCH VỤ KHÁCH HÀNG CHI NHÁNH BUỒN MA THUỘT**  
89 Lê Bình Thọ, P. Thới An, TP. Bùn Ma Thuột, T. Đắk Lắk.  
ĐT: 0262 355 4556 Fax: 0262 355 4557

**TRUNG TÂM DỊCH VỤ KHÁCH HÀNG CHI NHÁNH HẢI PHÒNG**  
Số 01 Lô OH-01, Dự án Hoàng Huy Riverside, P. Thượng Lý, Q. Hồng Bàng, TP. Hải Phòng.  
ĐT: 0225 883 1529

**TRUNG TÂM DỊCH VỤ KHÁCH HÀNG CHI NHÁNH NHA TRANG**  
Là 3636 đường B6, Khu đô thị Vinhomes Trung, Xã Vĩnh Ngọc, TP. Nha Trang, T. Khánh Hòa  
ĐT: 0259 220 0039

**TRUNG TÂM DỊCH VỤ KHÁCH HÀNG CHI NHÁNH HỒ CHÍ MINH**  
Số 12 Trịnh Văn Căn, P. Cầu Ông Lãnh, Q. 1, TP. Hồ Chí Minh.  
ĐT: 0283 821 5191