
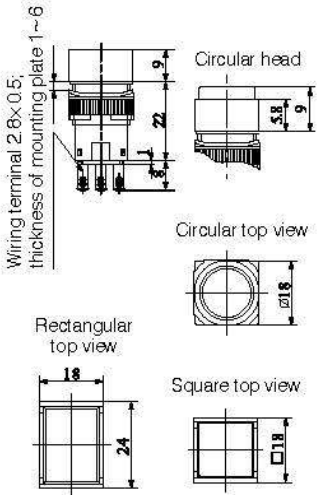



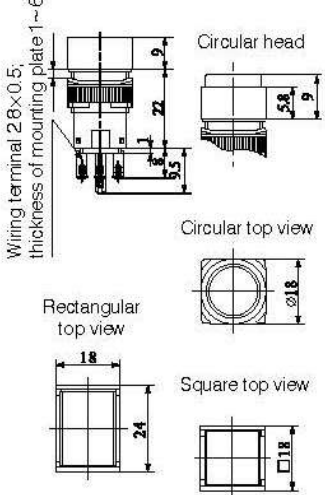





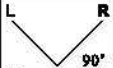
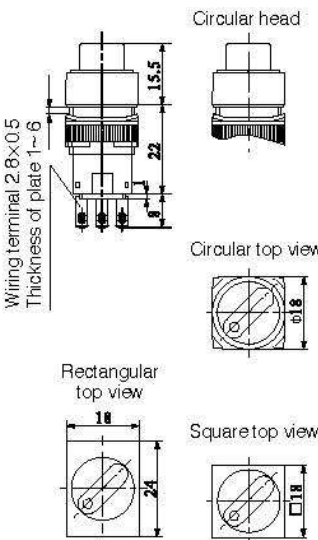
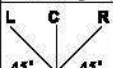
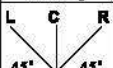


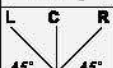
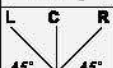


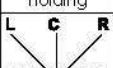
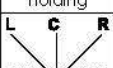


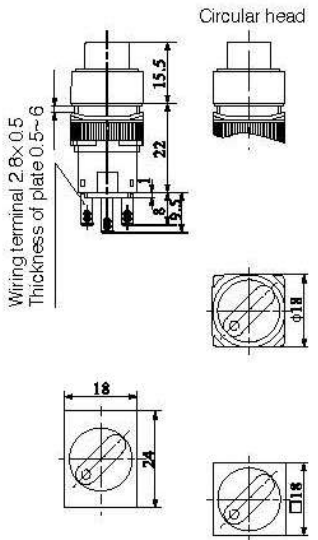
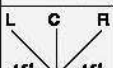
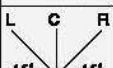


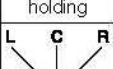
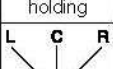


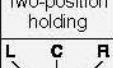
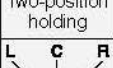
Φ16 LA39-E Series Pushbutton Model Selection

| Name | Type | Work Status | contacts | Model | Color | Lamp Voltage | Appearance dimension |
|--------------------------------------|---|-------------|----------|-----------------|--|---|---|
| Pushbutton (Round) |  | Momentary | 11 | LA39-E11/□ | red-r green-g yellow-y blue-b white-w black-k | |  |
| | | | 22 | LA39-E22/□ | | | |
| | | Maintained | 11 | LA39-E11T/□ | | | |
| | | | 22 | LA39-E22T/□ | | | |
| Pushbutton (Square) |  | Momentary | 11 | LA39-E11F/□ | | | |
| | | | 22 | LA39-E22F/□ | | | |
| | | Maintained | 11 | LA39-E11TF/□ | | | |
| | | | 22 | LA39-E22TF/□ | | | |
| Pushbutton (Rectangular) |  | Momentary | 11 | LA39-E11J/□ | | | |
| | | | 22 | LA39-E22J/□ | | | |
| | | Maintained | 11 | LA39-E11TJ/□ | | | |
| | | | 22 | LA39-E22TJ/□ | | | |
| Illuminated Pushbutton (Round) |  | Momentary | 11 | LA39-E11D/□ ■ | red-r green-g yellow-y blue-b white-w | 21-AC.DC 6V 22-AC.DC 12V 23-AC.DC 24V 26-AC.DC 110V 28-AC.DC 220V 31-AC 220V |  |
| | | | 22 | LA39-E22D/□ ■ | | | |
| | | Maintained | 11 | LA39-E11TD/□ ■ | | | |
| | | | 22 | LA39-E22TD/□ ■ | | | |
| Illuminated Pushbutton (Square) |  | Momentary | 11 | LA39-E11DF/□ ■ | | | |
| | | | 22 | LA39-E22DF/□ ■ | | | |
| | | Maintained | 11 | LA39-E11TDF/□ ■ | | | |
| | | | 22 | LA39-E22TDF/□ ■ | | | |
| Illuminated Pushbutton (Rectangular) |  | Momentary | 11 | LA39-E11DJ/□ ■ | | | |
| | | | 22 | LA39-E22DJ/□ ■ | | | |
| | | Maintained | 11 | LA39-E11TDJ/□ ■ | | | |
| | | | 22 | LA39-E22TDJ/□ ■ | | | |

Description:

"□" in the column is indicated with color, and "■" is indicated with the voltage class code.

Φ16 LA39-E Series Pushbutton Model Selection

| Name | Type | Work Status | Contacts | Model | Color | Lamp Voltage | Appearance dimension |
|--|---|---|----------|------------------|--|---|---|
| Selector switch (Round) |  |  Two-position holding | 11 | LA39-E11X/□ | red-r green-g yellow-y blue-b white-w black-k | |  |
| | |  Three-position holding | 22 | LA39-E22X/□ | | | |
| | |  Three-position holding | 22 | LA39-E22XS/□ | | | |
| Selector switch (Square) |  |  Two-position holding | 11 | LA39-E11XF/□ | | | |
| | |  Three-position holding | 22 | LA39-E22XF/□ | | | |
| | |  Three-position holding | 22 | LA39-E22XSF/□ | | | |
| Selector switch (Rectangular) |  |  Two-position holding | 11 | LA39-E11XJ/□ | | | |
| | |  Three-position holding | 22 | LA39-E22XJ/□ | | | |
| | |  Three-position holding | 22 | LA39-E22XSJ/□ | | | |
| Illuminated selector switch (Square) |  |  Two-position holding | 11 | LA39-E11XD/□ ■ | red-r green-g yellow-y blue-b white-w | 21-AC.DC 6V 22-AC.DC 12V 23-AC.DC 24V 26-AC.DC 110V 28-AC.DC 220V 31-AC 220V |  |
| | |  Three-position holding | 22 | LA39-E22XD/□ ■ | | | |
| | |  Three-position holding | 22 | LA39-E22XSD/□ ■ | | | |
| Illuminated selector switch (Square) |  |  Two-position holding | 11 | LA39-E11XDF/□ ■ | | | |
| | |  Three-position holding | 22 | LA39-E22XDF/□ ■ | | | |
| | |  Three-position holding | 22 | LA39-E22XSDF/□ ■ | | | |
| Illuminated selector switch (Rectangular) |  |  Two-position holding | 11 | LA39-E11XDJ/□ ■ | | | |
| | |  Three-position holding | 22 | LA39-E22XDJ/□ ■ | | | |
| | |  Three-position holding | 22 | LA39-E22XSDJ/□ ■ | | | |

Description:

"□" in the column is indicated with color, and "■" is indicates with the voltage class code.

Φ16 LA39-E Series Pushbutton Model Selection

| Name | Type | Work Status | contacts | Model | Color | Lamp Voltage | Remarks | Appearance dimension | | | | | | | | |
|---------------------------------|------|--|----------|-----------------|--|--------------|--|----------------------|---|--|--|--|--|--|--|--|
| Key switch (Round) | | | 11 | LA39-E11Y/■ | red-r green-g yellow-y blue-b white-w black-k | | For two-position key buttons, the two positions that the key is located are called: left (L) and right (R) | | | | | | | | | |
| | | Two-position maintained | 22 | LA39-E22Y/■ | | | | | | | | | | | | |
| Key switch (Square) | | | 22 | LA39-E22YS/■ | | | | | red-r green-g yellow-y blue-b white-w black-k | | For three-position key buttons, the three positions that the key is located are called: left (L), center (C) and right (R) | | | | | |
| | | Three-position holding | 22 | LA39-E22YF/■ | | | | | | | | | | | | |
| Key Pushbutton (Rectangular) | | | 11 | LA39-E11YJ/■ | | | | | | | | | red-r green-g yellow-y blue-b white-w black-k | | For three-position key buttons, the three positions that the key is located are called: left (L), center (C) and right (R) | |
| | | Two-position maintained | 22 | LA39-E22YJ/■ | | | | | | | | | | | | |
| Key Pushbutton (Rectangular) | | | 22 | LA39-E22YSJ/■ | red-r green-g yellow-y blue-b white-w black-k | | For three-position key buttons, the three positions that the key is located are called: left (L), center (C) and right (R) | | | | | | | | | |
| | | Three-position holding | 22 | LA39-E22YSJ/■ | | | | | | | | | | | | |
| Emergency Pushbutton | | Press to lock Rotate right to reset | 11 | LA39-E11Z/□ | | | | | red-r | | | | | | | |
| | | | 22 | LA39-E22Z/□ | | | | | | | | | | | | |
| Mushroom Pushbutton | | Momentary | 11 | LA39-E11M/□ | | | | | red-r | | | | | | | |
| | | | 22 | LA39-E22M/□ | | | | | green-g yellow-y | | | | | | | |
| Mushroom Pushbutton | | Maintained | 11 | LA39-E11MT/□ | blue-b white-w | | | | | | | | | | | |
| | | | 22 | LA39-E22MT/□ | black-k | | | | | | | | | | | |
| Illuminated Mushroom Pushbutton | | Momentary | 11 | LA39-E11MD/□ ■ | red-r | | | | 21-AC.DC 6V 22-AC.DC 12V 23-AC.DC 24V 26-AC.DC 110V 28-AC.DC 220V 31-AC 220V | | | | | | | |
| | | | 22 | LA39-E22MD/□ ■ | green-g yellow-y | | | | | | | | | | | |
| | | Maintained | 11 | LA39-E11MTD/□ ■ | blue-b white-w | | | | | | | | | | | |
| | | | 22 | LA39-E22MTD/□ ■ | | | | | | | | | | | | |

Description:

"■" is indicated with the position that the key can be pulled out: left (L), center (C), right (R)

"□" in the column of model is indicated with color, and "■" is indicated with the voltage class code.