



ELECTRIC SCREWDRIVER

SEHAN

ELECTOOLS

www.sehan.co.kr
www.sehan-tools.co.kr

Sehan was established in 1969 as a distributing company specialized in assembly tools under the company name of Sehan Company. Based upon our experience about tools that have various characteristics, we have accumulated technology related to the fastening tools. From 1980s, we have been focusing our business lines on specific tools for screw fastening.

Due to the characteristics of screwdrivers in the aspects of precision mechanic and usage, the handheld screwdrivers have quite a different market from other power tools. Sehan Electools Ltd. has been taking firm root as a company specialized in the production of torque control screwdrivers. And we firmly believe that Sehan will grow into a world-class specialized company, devotion to producing top-notch electric screwdrivers





Over 40 years of field experiences
made our best-quality products.

1969 Established Sehan Company

.....

1996 Direct AC power plug-in screwdriver S,M series

1999 DC low voltage screwdriver EF series

2001 DC low voltage screwdriver K series

2003 SCOUT screw counter (Patented)

2004 Torque tester EZ-TORQ

2005 BLDC low voltage screwdriver F series

2007 BLDC low voltage Hybrid digital screwdriver HD series

2008 BLDC low voltage screwdriver Mini F series

2008 ISO9001, ISO14001 Quality control system

2009 BLDC low voltage Hybrid digital screwdriver Mini HD series (Patented)

2009 DC low voltage screwdriver Mini EF series

2009 SCOUT II fastening quality monitoring system

2011 Current control screwdriver SD series

2012 BLDC screwdriver LF series, YF series, HF series

2013 Current control screwdriver SH series

2014 Data manager, SCOUTIII fastening quality monitoring system

2015 POSI TOUCH fastening position quality monitoring system



SEHAN
ELECTOOLS

Specification & Application

Appliant products assembly

Mobile devices, cellular phone, MP3, Digital camera Watch, DVD player, Lap-top PC, Video camera, HDD, etc.

Lap-top PC, Desk top PC, LCD module, LCD monitor, Plastic toy

LCD TV, Vacuum cleaner, Printer, Micro...

Maximum torque of model

35

45

60

60

80

80

120

Low Voltage BLDC Screwdriver	Model	Lever (trigger) start	F035	F045	LF060	F060	F080	LF080	F120
		Push to start			LF060P	F060P	F080P	LF080P	F120P
		Remote start	FA035	FA045		FA060	FA080		FA120
	Torque Range	International	3 ~ 35 cNm	4 ~ 44 cNm	10 ~ 59 cNm	10 ~ 59 cNm	10 ~ 79 cNm	20 ~ 79 cNm	20 ~ 118 cNm
		Imperial	0.2 ~ 3.1 lbf.in	0.3 ~ 3.9 lbf.in	0.8 ~ 5.2 lbf.in	0.8 ~ 5.2 lbf.in	0.8 ~ 6.9 lbf.in	1.7 ~ 7 lbf.in	1.7 ~ 10.4 lbf.in
		Metric	0.3 ~ 3.5 Kgf.cm	0.4 ~ 4.5 Kgf.cm	1 ~ 6 Kgf.cm	1 ~ 6 Kgf.cm	1 ~ 8 Kgf.cm	2 ~ 8 Kgf.cm	2 ~ 12 Kgf.cm
	No Load Speed (RPM)	Variable speed	300 ~ 1100	300 ~ 700	1550	700 ~ 1600	500 ~ 1000	1550	300 ~ 700
	Applicable Screw Size (Metric)		M1.3 ~ 2.6	M1.3 ~ 2.6	M1.3 ~ 2.8	M1.3 ~ 2.8	M1.3 ~ 3.0	M1.7 ~ 3.0	M1.7 ~ 3.0
	Available Bit	E : 4mm Round	○	○	○	○	○	○	○
		B : 5mm HEX			○			○	
A : 6.35mm HEX				○	○	○	○	○	
Available Controller		FT-30D, FT-40D	FT-30D, FT-40D	FT-30D, FT-40D	FT-30D, FT-40D	FT-30D, FT-40D	FT-30D, FT-40D	FT-30D, FT-40D	
Available Option	ESD free body	○	○	○	○	○	○	○	
	Vacuum Pick up assy (V)	○	○		○	○		○	
	Screw counter SCOUT	○	○	○	○	○	○	○	
	Angle control & Auto reverse(T)				○	○		○	
	Soft start & Double hit (+)				○	○		○	
	Soft stop (Shockless) clutch (S)	○	○		○	○		○	

Maximum torque of model

30

40

55

80

Low Voltage DC Screwdriver	Model	Lever (trigger) start	EF030	EF040	EF055	EF080
		Push to start				EF080P
	Torque Range	International	3 ~ 30 cNm	4 ~ 40 cNm	5 ~ 54 cNm	10 ~ 79 cNm
		Imperial	0.3 ~ 2.6 lbf.in	0.4 ~ 3.5 lbf.in	0.5~4.8 lbf.in	0.9 ~ 7.1 lbf.in
		Metric	0.3 ~ 3 Kgf.cm	0.4 ~ 4 Kgf.cm	0.5~5.5 Kgf.cm	1 ~ 8 Kgf.cm
	No Load Speed (RPM)	Variable speed	1000	1000	770	1000
	Applicable screw size (Metric)		M1.0 ~ 2.6	M1.0 ~ 2.6	M1.2 ~ 2.6	M1.3~3.0
	Available Bit	E : 4mm Round	○	○	○	○
		B : 5mm HEX				
		A : 6.35mm HEX				○
Available Controller		ET-30D, KT-38D	ET-30D, KT-38D	ET-30D, KT-38D	ET-30D, KT-38D	
Available Option	ESD free body	○	○	○	○	
	Vacuum Pick up assy (V)	○	○	○	○	
	Screw counter SCOUT	○	○	○	○	
	Soft start & Double hit	○ (KT-38D)	○ (KT-38D)	○ (KT-38D)	○ (KT-38D)	

cleaner, Car audio, wave oven,

TV, Air conditioner, Heater, Car industrial componets, Wood furniture, Plastic self threading screw assembly.

Air conditioner, Heater, Car industrial

LF120	NF150	LF180	NF220	(P)YF35N	HF35N	NF350	NF450	(P)YF50N	HF50N	(P)YF100N	HF-100N
LF120P	NF150P	LF180P	NF220P	YF35NP	HF35NP	NF350P	NF450P	YF50NP	HF50NP		
	NFA150		NFA220	YFA35N		NFA350	NFA450	YFA50N		YFA100N	
40 ~ 118 cNm	0.3 ~ 1.5 Nm	0.4 ~ 1.8 Nm	0.6 ~ 2.2 Nm	0.7 ~ 3.5 Nm	1 ~ 3.5 Nm	0.6 ~ 3.5 Nm	0.7 ~ 4.4 Nm	1 ~ 5 Nm	1 ~ 5 Nm	4~10 Nm	1 ~ 10 Nm
3.5 ~ 10.4 lbf.in	2.6 ~ 13 lbf.in	3.5 ~ 15.7 lbf.in	5.2 ~ 19.2 lbf.in	6.1~30.5 lbf.in	8.7~30.5 lbf.in	5.2~30.5 lbf.in	6.1~39.2 lbf.in	8.7~43.6 lbf.in	8.7~43.6 lbf.in	40 ~ 87.2 lbf.in	8.7~87.2 lbf.in
4 ~ 12 Kgf.cm	3 ~ 15 Kgf.cm	4 ~ 18 Kgf.cm	6 ~ 22 Kgf.cm	7~35 Kgf.cm	10~35 Kgf.cm	6 ~ 35 Kgf.cm	7 ~ 45 Kgf.cm	10 ~ 50 Kgf.cm	10 ~ 50 Kgf.cm	40 ~ 100 Kgf.cm	10 ~ 100 Kgf.cm
1200	800~1700	980	600~1250	500 ~ 1500	700~1500	360 ~ 740	300~650	400 ~ 1100	600 ~ 1050	250 ~ 500	150 ~ 550
M2.0 ~ 4.0	M2.6 ~ 4.0	M2.6 ~ 4.0	M2.6 ~ 5.0	M3.0 ~ 5.0	M3.0 ~ 5.0	M2.6 ~ 6.0	M2.6 ~ 6.0	M4.0 ~ 6.0	M4.0 ~ 6.0	M4.0 ~ 10.0	M4.0 ~ 10.0
○											
○	○	○	○	○	○	○	○	○	○		○
○	○	○	○	○	○	○	○	○	○	○	○
FT-30D, FT-40D	FT-40D	FT-30D, FT-40D	FT-40D	YFC-35D	HTC-35	FT-40D	FT-40D	YFC-35D	HTC-35	YFC-35D	HTC-35
○	○	○	○	○	○	○	○	○	○	○	○
○	○	○	○	○	○	○	○	○	○	○	○
	○		○	○	○	○	○	○	○	○	○
	○		○	○	○	○	○	○	○	○	○

EF120	EF180	K250	K350	K450
EF120P	EF180P	K250P	K350P	K450P
20 ~ 118 cNm	20 ~ 177 cNm	0.3 ~ 2.5 Nm	0.4 ~ 3.5 Nm	0.5 ~ 4.4 Nm
1.7 ~ 10.5 lbf.in	1.7 ~ 15.7 lbf.in	2.6 ~ 21.8 lbf.in	3.5 ~ 30.5 lbf.in	4.4~39.3 lbf.in
2 ~ 12 Kgf.cm	2~18 Kgf.cm	3 ~ 25 Kgf.cm	4 ~ 35 Kgf.cm	5 ~45 Kgf.cm
1000	630	1050	750	550
M1.7 ~ 3.0	M2 ~ 4	M2.6~4.0	M2.6~5.0	M2.6~6.0
○	○			
○	○	○	○	○
ET-30D, KT-38D	ET-30D, KT-38D	KT-38D	KT-38D	KT-38D
○	○	○	○	○
○	○			
○	○	○	○	○
○ (KT-38D)	○ (KT-38D)	○	○	○

BLDC Screwdriver options

ESD Free Driver

Surface Resistance: below $10^4 \Omega$

ESD Free
Conductive body



Built-in control board
Digital speed control
better torque accuracy

Overload
Over Voltage & Heat Protection

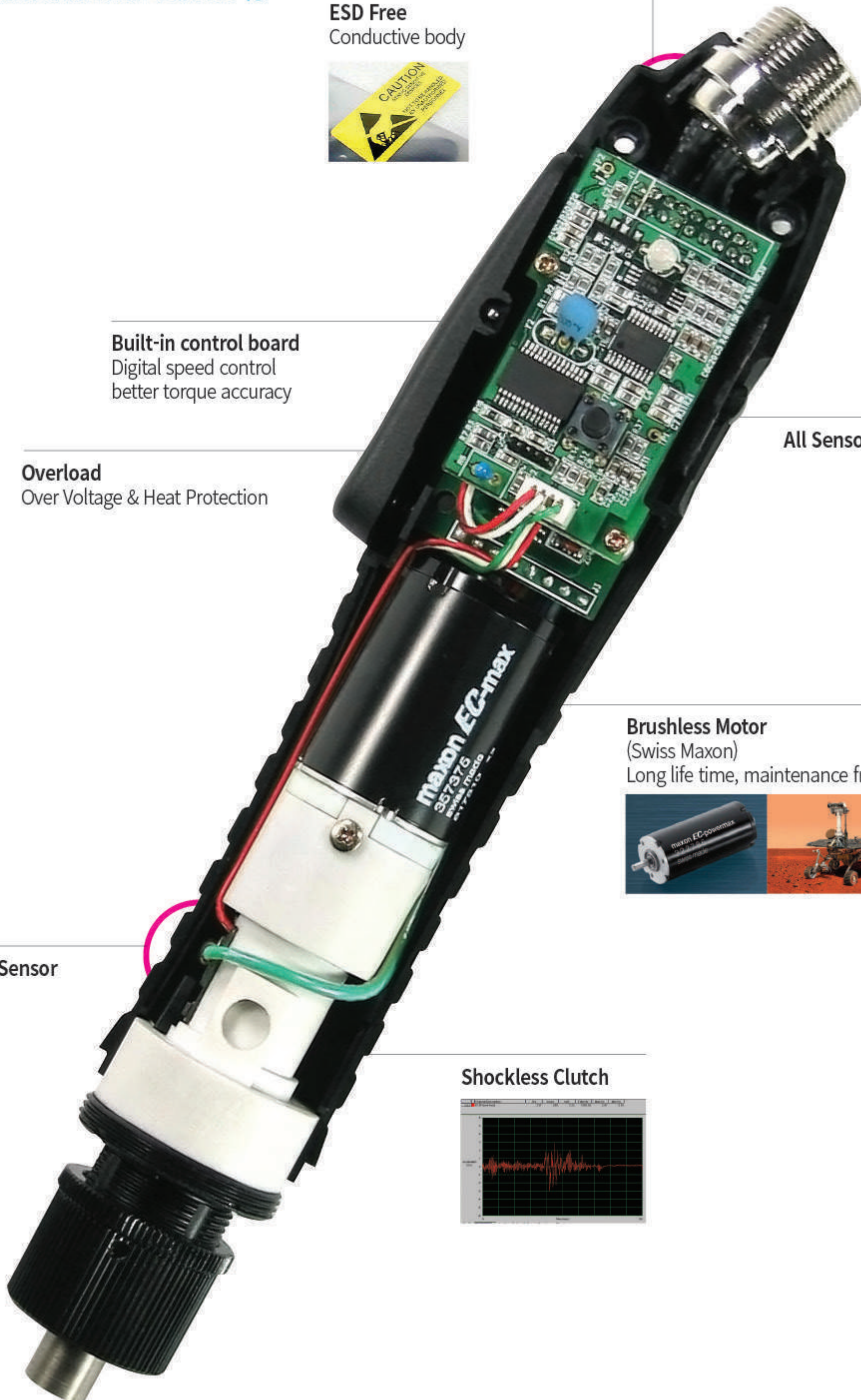
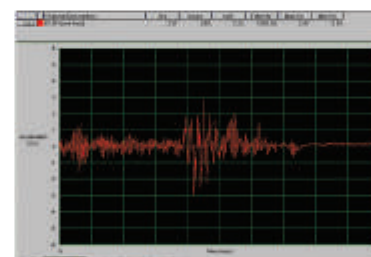
All Sensor Activating

Brushless Motor
(Swiss Maxon)
Long life time, maintenance free



Torque up Sensor

Shockless Clutch



Feature (available option)

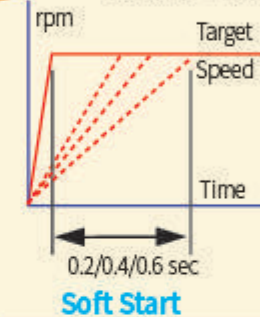
STANDARD

SPEED SELECT & SOFT START



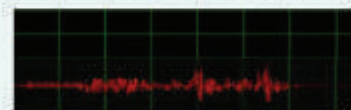
+

SOFT START & DOUBLE HIT



S

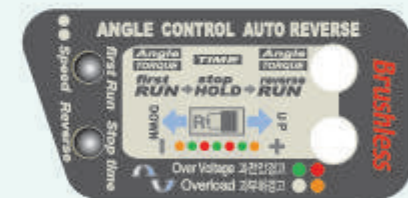
SHOCKLESS SHUT-OFF CLUTCH



CW Torque Control

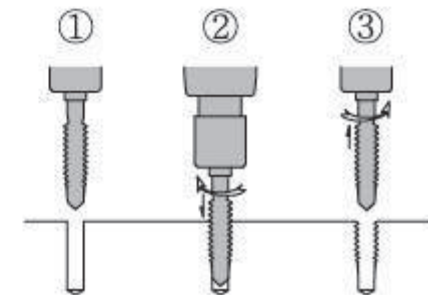
G-shock - 5G(max) / FS080

T



Additional to FC driver
Start → Angle Stop →
Auto reverse → Stop

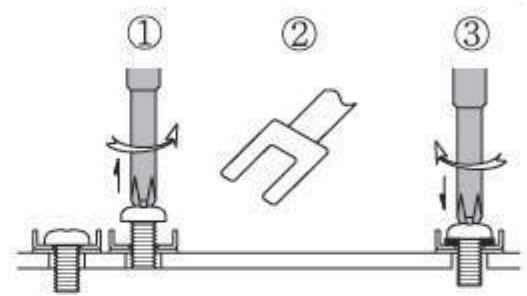
Examples 1



Start with selected rotation by the lever and immediately change rotation to reverse at the set torque or at releasing the lever / useful for Tapping, Helicoil fastening.

- ① Start forward rotation
- ② Stop at the target torque or set angle
- ③ Auto reverse rotation and stop at releasing the lever or set angle

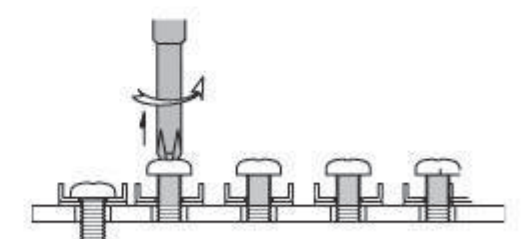
Examples 2



Start from Reverse rotation by the lever to set angle(A) and stop for set time(B), then auto run for Forward fastening by set torque.

- ① Start from reverse rotation
- ② Stop at the set angle and wait for set time
- ③ Auto forward rotation and stop at the target torque

Examples 3



Fasten or unfasten the set turns by angle.

Main Features of Screwdriver



SHUT OFF Clutch

- Torque control by Shut-Off clutch for both Clockwise & Counter-Clockwise rotation



SHOCKLESS SHUT OFF Clutch

- Torque control by Shockless Shut-Off clutch for Clockwise rotation.
- G-shock from clutch activating is minimized.
- Counter-Clockwise rotation has the max torque of full motor power



SHUT OFF Clutch + Programable Speed

- Torque control by Shut-Off clutch for both Clockwise & Counter-Clockwise rotation
- Speed is controlled by real time with BLDC screwdriver



SHOCKLESS SHUT OFF Clutch + Programable Speed

- Torque control by Shockless Shut-Off clutch for Clockwise rotation.
- G-shock from clutch activating is minimized.
- Counter-Clockwise rotation has the max torque of full motor power
- Speed is controlled by real time with BLDC screwdriver



Programable Speed & Angle + Auto Reverse

- Angle stop for Clockwise and Counter-Clockwise rotation
- Auto Reverse
- Speed is controlled by real time with BLDC screwdriver
- Torque control



SLIP Clutch

- Torque control by slip clutch for both Clockwise & Counter-Clockwise rotation

F Series

Brushless motor

- Clean environment
- Maintenance free

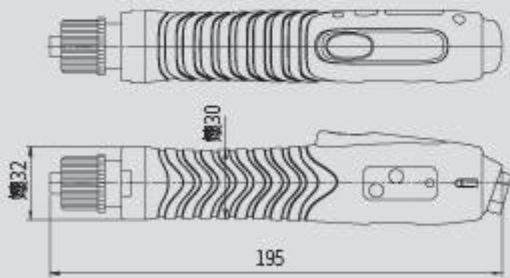
ESD Free - surface resistance $10^4 \Omega$

Real time speed control

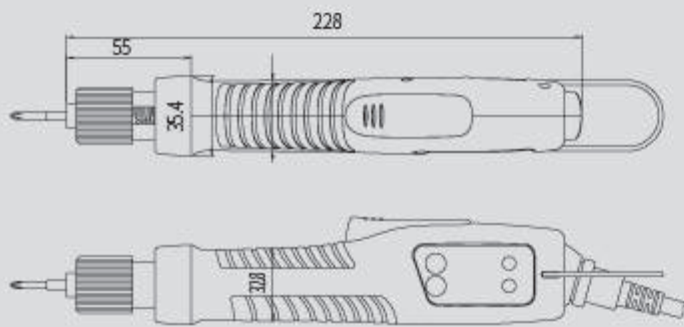
Angle control

Programable speed, angle, rotation

• F035, F045



• F060, F080, F120



Mini Type



F035
F045



F060
F080
F120
FS080
FS120



F060P
F080P
F120P



F060+
F080+
F120+



FT060
FT080
FT120



F120P + FT-40D

Controller

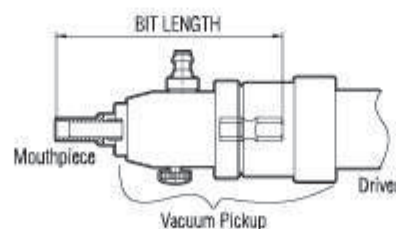
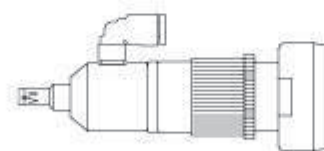


FT-40D



FT-30D

Accessories



Screw Vacuum pickup assy



Pistol grip kit



Torque Cover
(F060, F080, F120 Only)

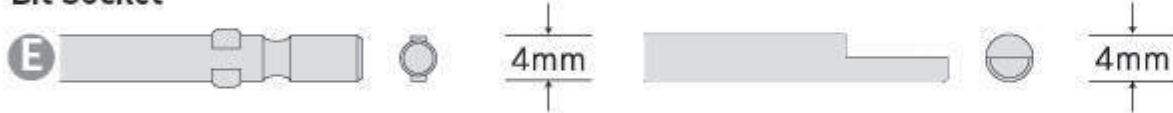


Program Key
(V3.0 program)

Specification

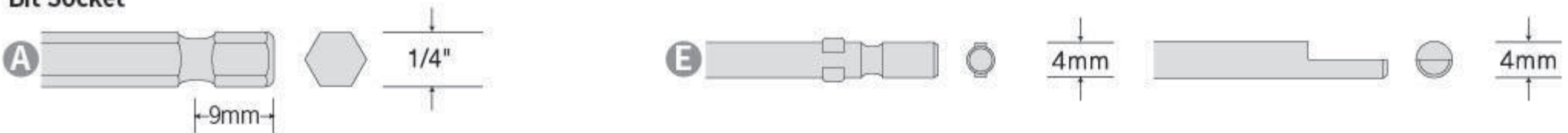
Type	Model	Start	Torque (Kgf.cm)	No Load Speed (RPM)	Weight (Kg)	Standard Controller
Shockless clutch	F035	LEVER	0.2~3.5	300~1,100 (scale 50)	0.24	FT-30D, FT-40D
	F045		0.4~4.5	300~700 (scale 50)		

Bit Socket



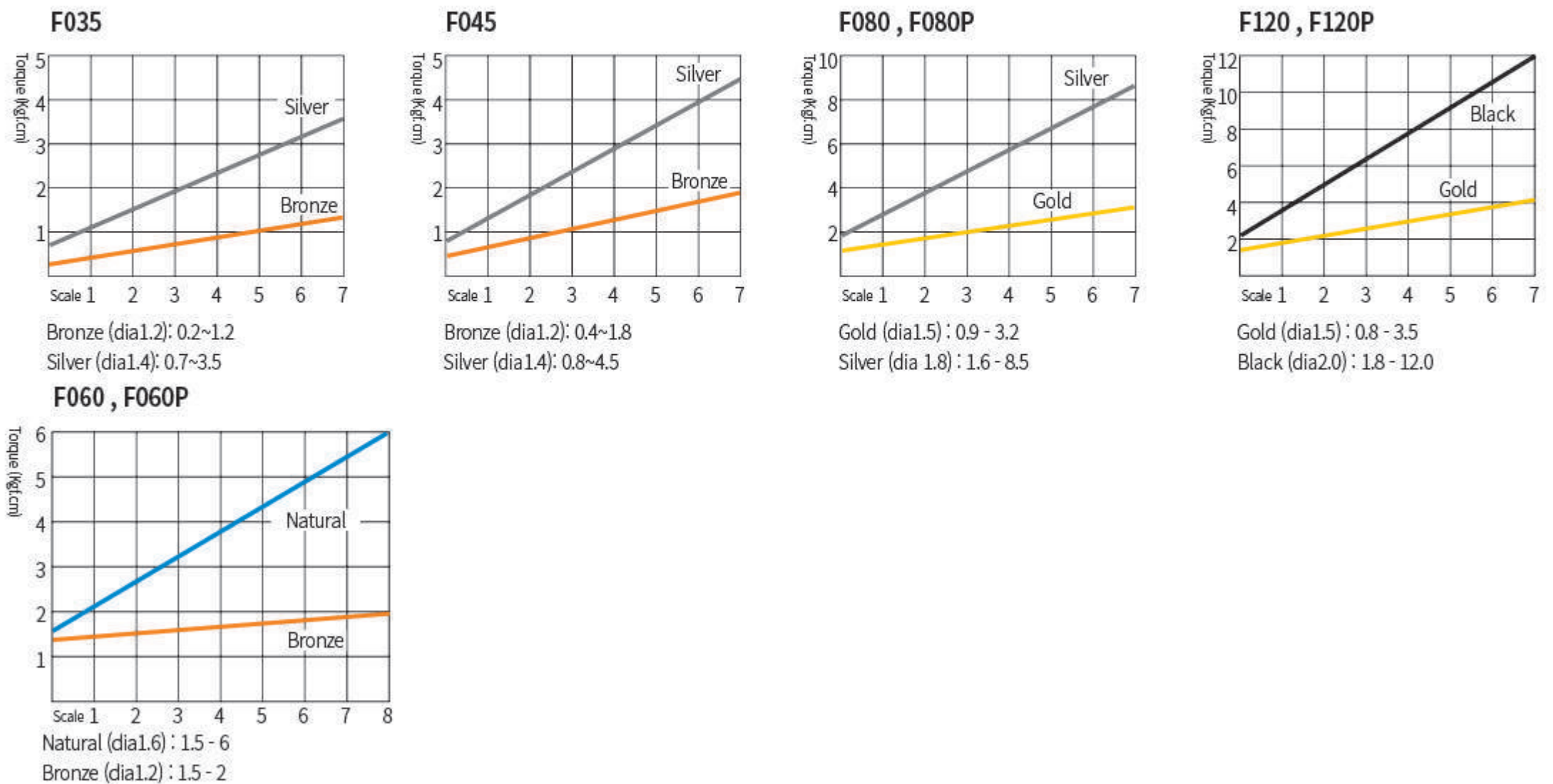
Type	Model	Start	Torque (Kgf.cm)	No Load Speed (RPM)	Weight (Kg)	Standard Controller		
Standard (Speed control & Soft start)	F060	LEVER	1.5 ~ 6	700~1,600	0.41	FT-40D		
	F080		1.0 ~ 8.0	670~1,000				
	F120		2.0 ~ 12.0	460~700				
	F060P	PUSH	1.5~6	700~1,600				
	F080P		1.0 ~ 8.0	670~1,000				
	F120P		2.0 ~ 12.0	460~700				
Double hit	F060+	LEVER	1.5 ~ 6	700~1,600	0.41	FT-40D		
	F080+		1.0 ~ 8.0	670~1,000				
	F120+		2.0 ~ 12.0	460~700				
	F060P+	PUSH	1.5~6	700~1,600				
	F080P+		1.0 ~ 8.0	670~1,000				
	F120P+		2.0 ~ 12.0	460~700				
Shockless clutch	FS060	LEVER	1.5~6	700~1,600	0.41	FT-40D		
	FS080		1.0 ~ 8.0	670~1,000				
	FS120		2.0 ~ 10.5	460~700				
Angle control & Auto reverse	FT060	LEVER	1.5~6	700~1,600			0.41	FT-40D
	FT080		1.0 ~ 8.0	670~1,000				
	FT120		2.0 ~ 12.0	460~700				

Bit Socket



- Standard packing – Screwdriver, Driver cable, Bit(2), manual
- Please add suffix A or E for the type of Bit socket.

Torque Curve



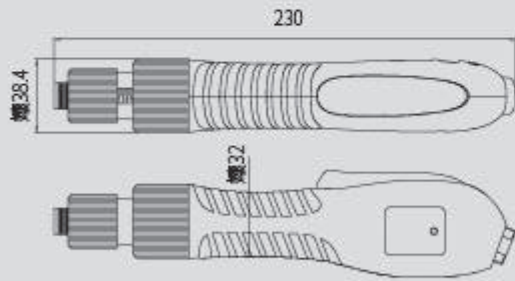
LF Series

Brushless motor

- Clean environment
- Maintenance free

ESD Free - surface resistance $10^4 \Omega$

• LF080



LF060
LF080
LF120
LF180



LF060P
LF080P
LF120P
LF180P



LF080 + FT-30D

Controller



FT-40D



FT-30D

Accessories

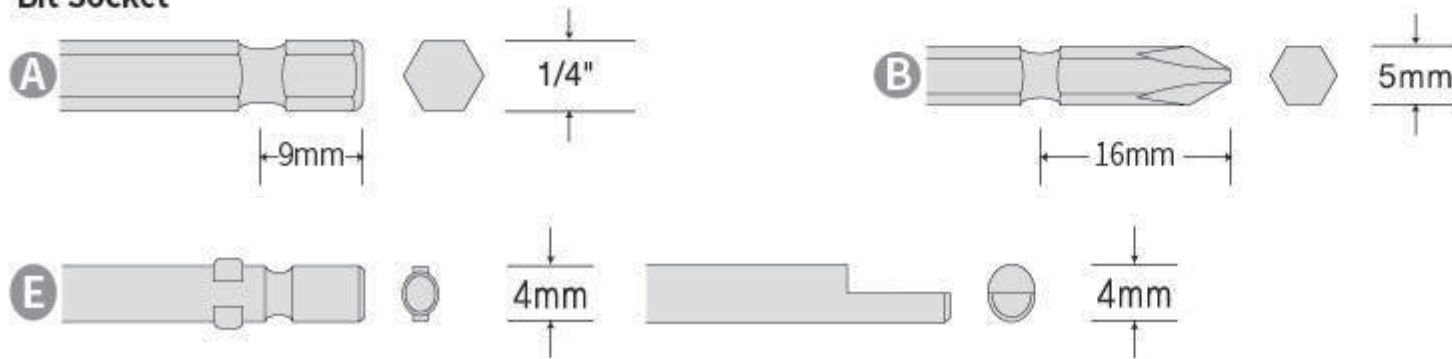


Torque Cover

Specification

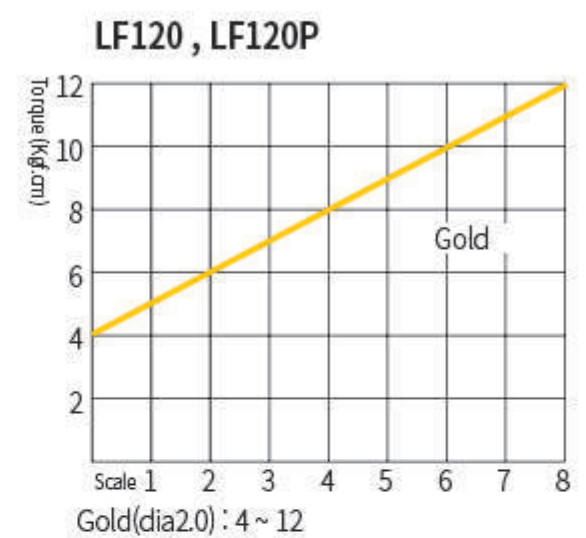
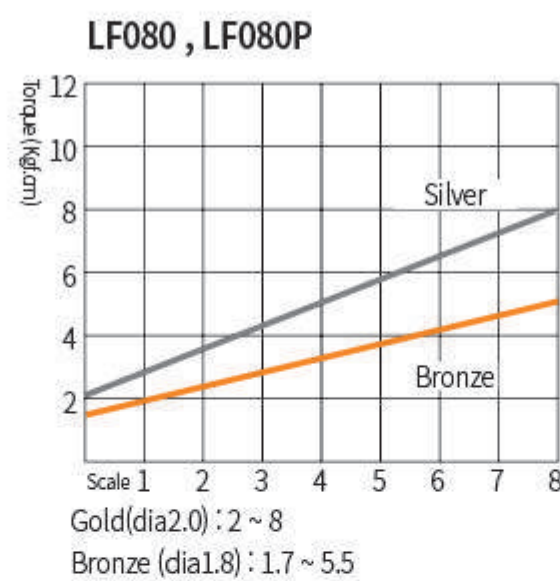
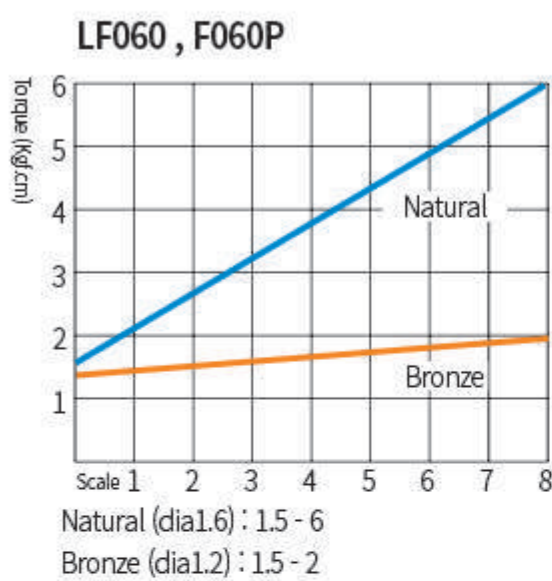
Model	Start	Torque (Kgf.cm)	No Load Speed (RPM)	Bit Type	Weight (Kg)	Standard Controller
LF060	LEVER	1 ~ 6	1,550	A, B, E	0.44	FT-30D (AC220V only) FT-40D
LF080		2 ~ 8	1,250	A, B, E		
LF120		3 ~ 12	1,000	A, B		
LF180		4 ~ 18	700	A, B		
LF060P	PUSH	1 ~ 6	1,550	A, B, E	0.43	
LF080P		2 ~ 8	1,250	A, B, E		
LF120P		3 ~ 12	1,000	A, B		
LF180P		4 ~ 18	700	A, B		

Bit Socket



- Standard packing – Screwdriver, Driver cable, Bit(2), manual
- Please add suffix A or B or E for the type of Bit socket.
- Add suffix ESD for conductive ESD free body Screwdriver.

Torque Curve



NF Series

Brushless motor

- Clean environment
- Maintenance free

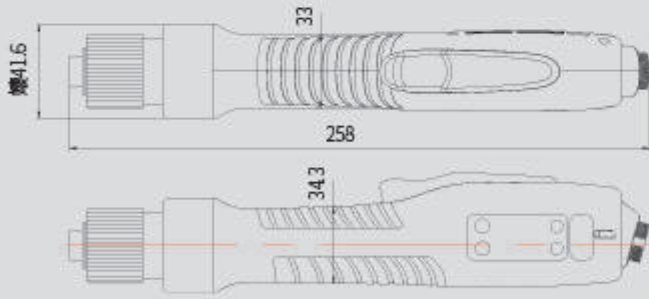
ESD Free - surface resistance $10^4 \Omega$

Real time speed control

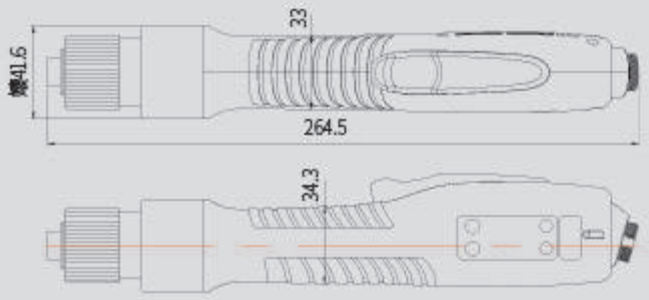
Angle control

Programable speed, angle, rotation

- NF150, NF220



- NF350, NF450



Controller



FT-40D



NF150
NF150+
NFT150
NF220
NF220+
NFT220



NF150P
NF150P+
NF220P
NF220P+



NF350
NF350+
NFT350
NF450
NF450+
NFT450



NF350P
NF350P+
NF450P
NF450P+



NF150 + FT-40D



Pistol Grip

Accessories



Torque Cover



Pistol grip kit



Angle head kit



Angle head with NF

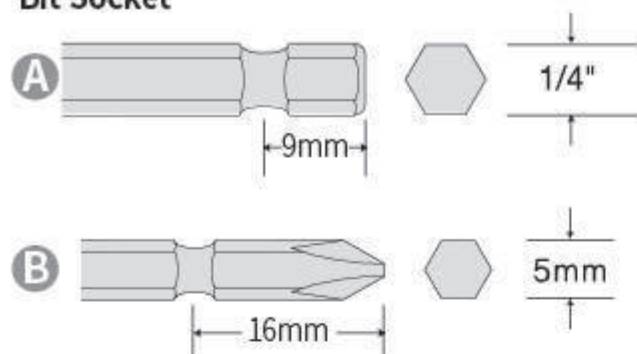


Program Key
(V3.0 program)

■ Specification

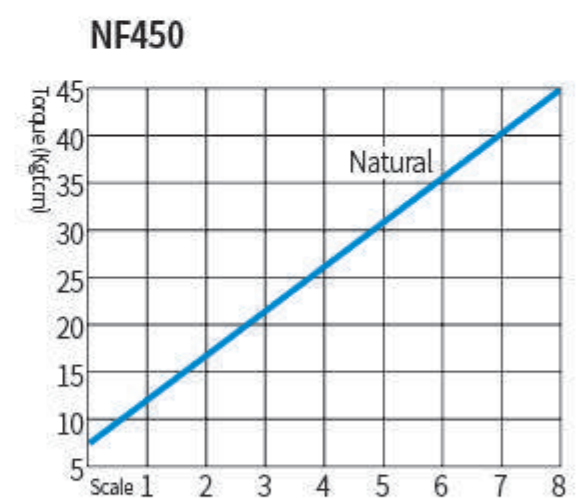
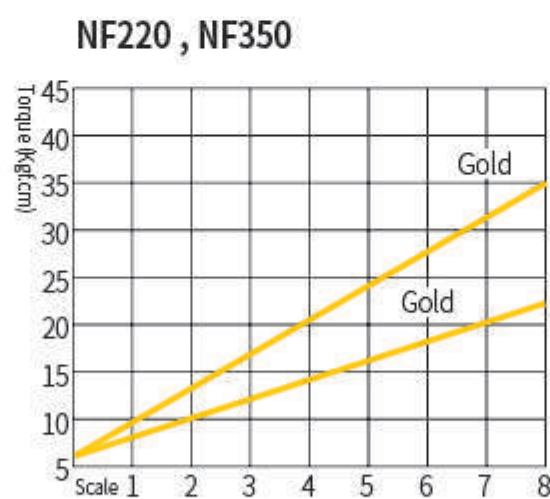
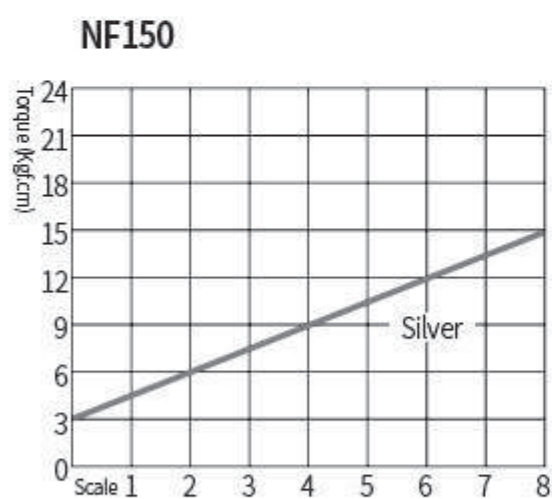
Type	Model	Start	Torque (Kgf.cm)	No Load Speed (RPM)	Bit Type	Weight (Kg)	Standard Controller
Standard (Speed control & Soft start)	NF150	LEVER	3~15	800~1700	A, B	0.52	FT-40D
	NF220		6~22	600~1250			
	NF350		6~35	360~740			
	NF450		7~45	300~600			
	NF150P	PUSH	3~15	800~1700			
	NF220P		6~22	600~1250			
	NF350P		6~35	360~740			
	NF450P		7~45	300~600			
Double hit	NF150+	LEVER	3~15	800~1700			
	NF220+		6~22	600~1250			
	NF350+		6~35	460~700			
	NF450+		7~45	300~600			
	NF150P+	PUSH	3~15	800~1700			
	NF220P+		6~22	600~1250			
	NF350P+		6~35	460~700			
	NF450P+		7~45	300~600			
Angle Control & Auto Reverse	NFT150	LEVER	3~15	800~1700			
	NFT220		6~22	600~1250			
	NFT350		6~35	360~740			
	NFT450		7~45	300~600			

Bit Socket



- Standard packing – Screwdriver, Driver cable, Bit(2), manual
- Please add suffix A or B for the type of Bit socket.
- Torque at the same setting can be different according to the speed
- Torque data are obtained at no load Max. speed.

■ Torque Curve



YF Series

Brushless motor

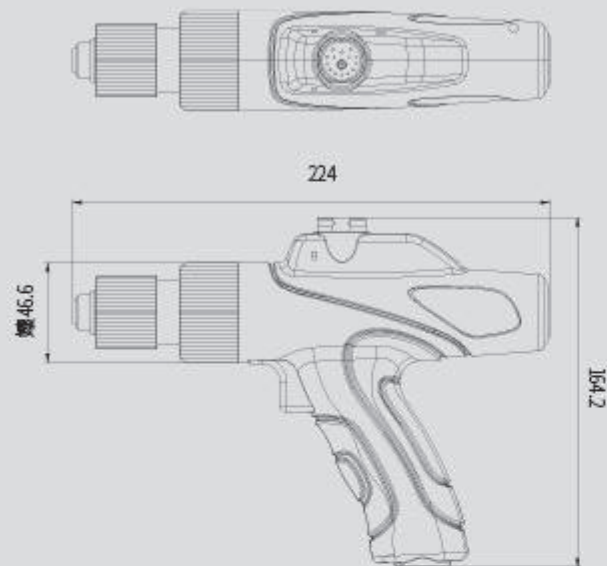
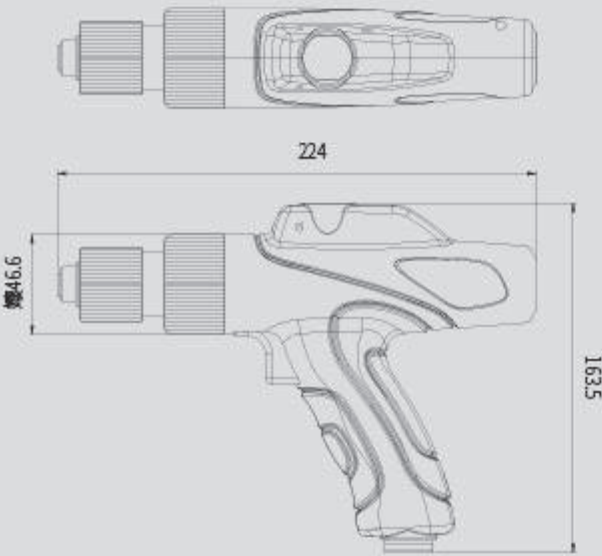
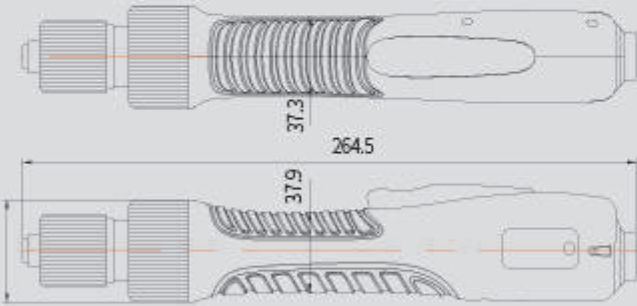
- Clean environment
- Maintenance free

ESD Free - Bit socket

Real time speed control

Angle control

Programable speed, angle, rotation



Controller



Standard controller YFC-35D



YF35N
YF50N
YF100N



YF35NP
YF50NP



PYF35N/D
PYF50N/D
PYF100N/D
(STANDARD)

PYF35N/U
PYF50N/U
PYF100N/U
[OPTION]

Accessories



Torque Cover



Angle head kit



Pistol grip kit

Specification

Model	Start	Torque (Kgf.cm)	No Load Speed (RPM)	Bit Type	Weight (Kg)	Standard Controller
YF35N	LEVER	7~35	500~1500	A, B	0.73	YFC-35D
YF50N		10~50	400~1100	A, B		
YF100N		40~100	250~500	A		
YF35NP	PUSH	7~35	500~1500	A, B	0.73	
YF50NP		10~50	400~1100	A, B		
PYF35N	LEVER	7~35	500~1500	A, B	0.7	
PYF50N		10~50	400~1100	A, B		
PYF100N		40~100	250~500	A		

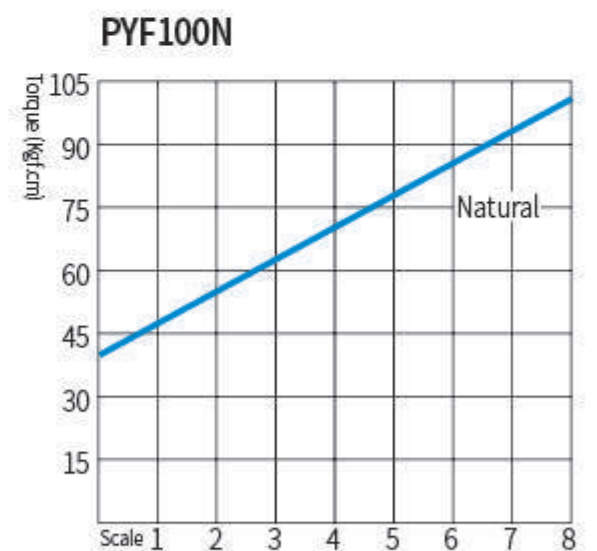
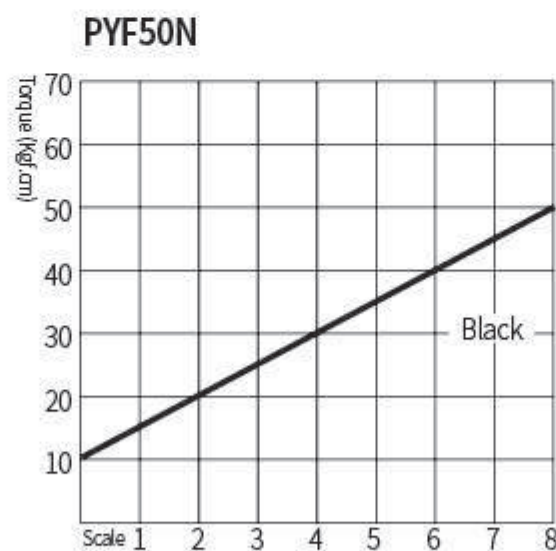
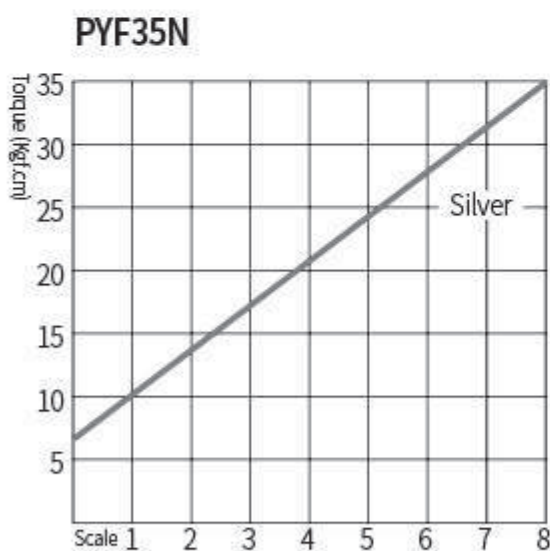
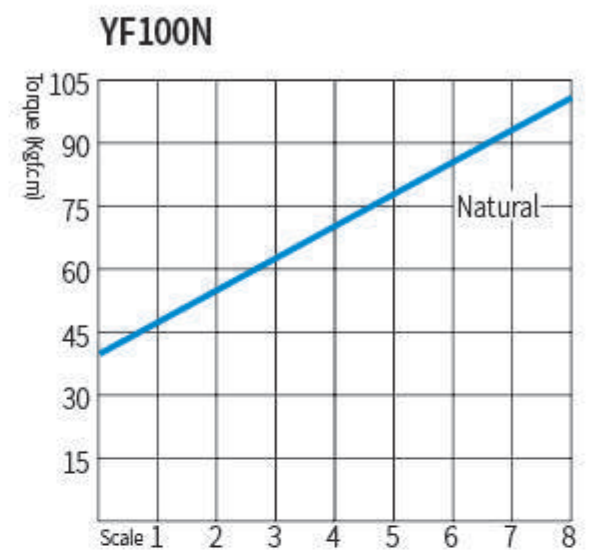
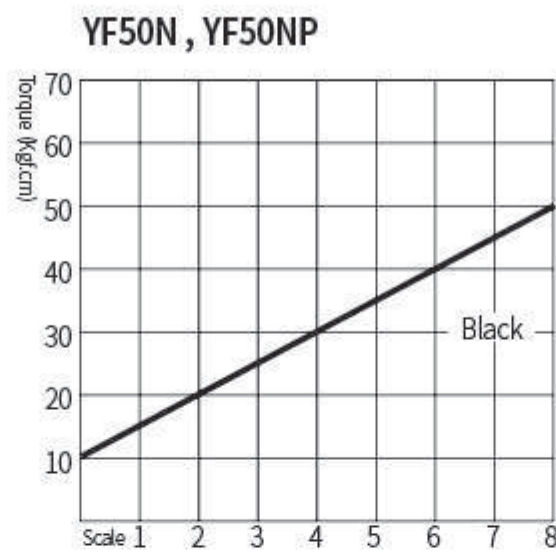
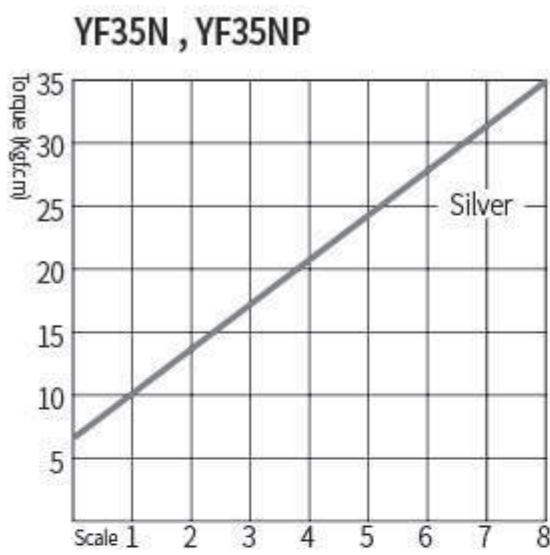
• Programmable speed, angle, auto-reverse feature for all standard YF models setting by Digital controller YFC.

Bit Socket



- Standard packing – Screwdriver, Driver cable, Bit(2), manual
- Please add suffix A or B for the type of Bit socket.
- Add suffix ESD for conductive ESD free body Screwdriver.

Torque Curve

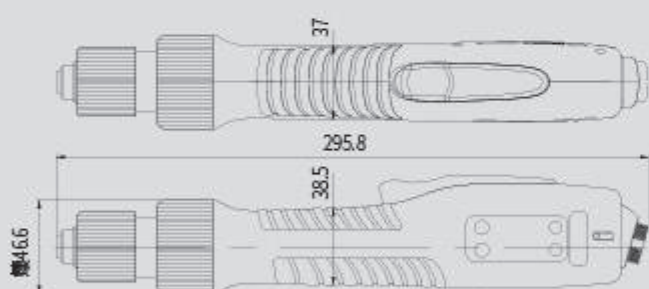


HF Series

Brushless motor

- Clean environment
- Maintenance free

ESD Free - surface resistance $10^4 \Omega$
Real time speed control



HF35N
HF50N
HF100N



HF35NP
HF50NP



HF100N + HTC-35

Controller



HTC-35

Accessories



Torque Cover



Program Key
(V3.0 program)



Angle head kit

■ Specification

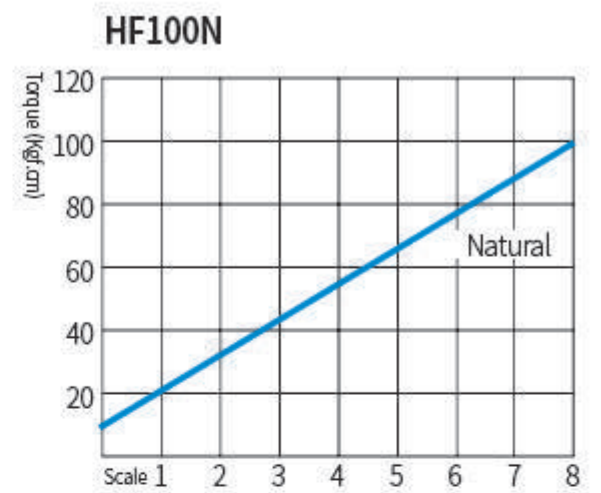
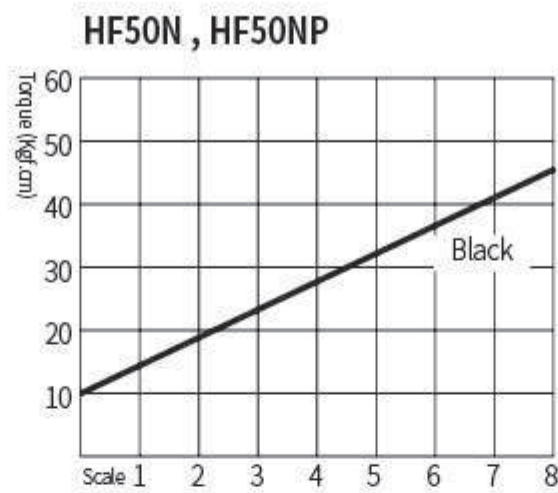
Model	Start	Torque (Kgf.cm)	No Load Speed (RPM)	Bit Type	Weight (Kg)	Standard Controller
HF35N	LEVER	10~35	700~1,500	A, B	0.81	HTC-35
HF50N		20~50	600~1,050	A, B		
HF100N		40~100	150~550	A		
HF35NP	PUSH	10~35	700~1,500	A, B		
HF50NP		20~50	600~1,050	A, B		

Bit Socket



- Standard packing – Screwdriver, Driver cable, Bit(2), manual
- Please add suffix A or B for the type of Bit socket.
- Add suffix ESD for [conductive ESD free body Screwdriver](#).

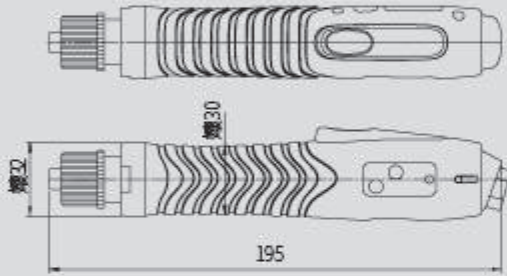
■ Torque Curve



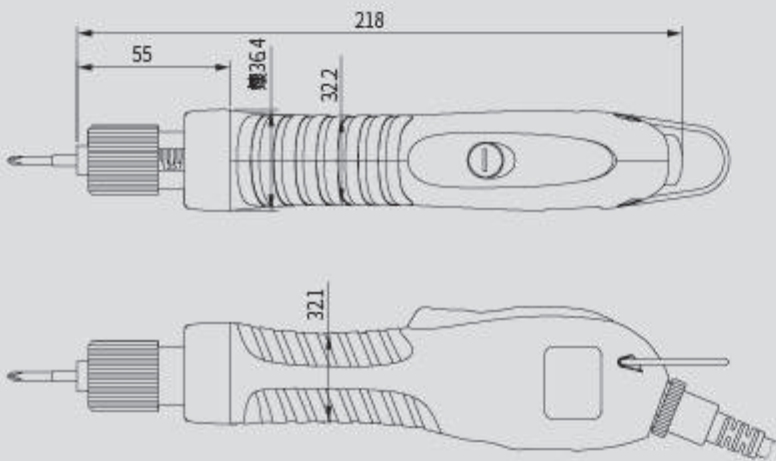
EF Series

ESD Free - surface resistance $10^4 \Omega$

- EF030, EF040, EF055



- EF080, EF120, EF180



Controller



ET-30D



KT-38D

Mini Type



EF030
EF040
EF055



EF030 + ET-30D



EF080
EF120
EF180

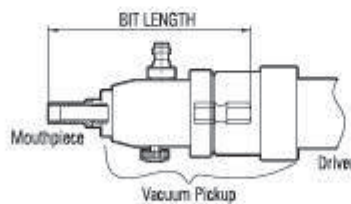
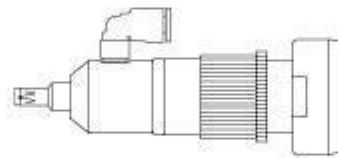


EF080P
EF120P
EF180P



EF080 + ET-30D

Accessories



Screw Vacuum Pickups assy



Carbon Brush
(EF080, EF120 only)



Torque Cover

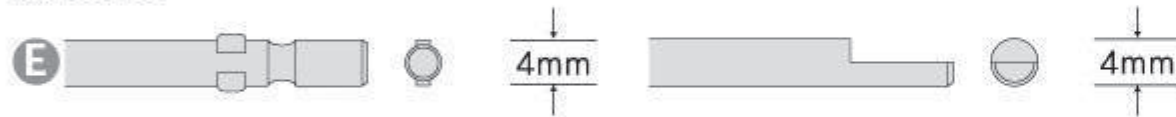


Brush Cap
(EF080, EF120 only)

Specification

Model	Start	Torque (Kgf.cm)	No Load Speed (RPM)	Bit Type	Weight (Kg)	Standard Controller
EF030	LEVER	0.3~3.0	1,100	E	0.24	ET-30D KT-38D
EF040	LEVER	0.4~3.5	1,100			
EF055	LEVER	0.5~4.5	770			


Bit Socket



- Standard packing – Screwdriver, Driver cable, Bit(2), manual
- Please add suffix E for the type of Bit socket.
- Add suffix ESD for conductive ESD free body screwdriver.

Model	Start	Torque (Kgf.cm)	No Load Speed (RPM)	Bit Type	Weight (Kg)	Standard Controller
EF080	LEVER	1.0~8.0	1,000	A, E	0.31	ET-30D KT-38D
EF120		2.0~12.0	1,000			
EF180		2.0~18.0	630			
EF080P	PUSH	1.0~8.0	1,000			
EF120P		2.0~12.0	1,000			
EF180P		2.0~18.0	630			

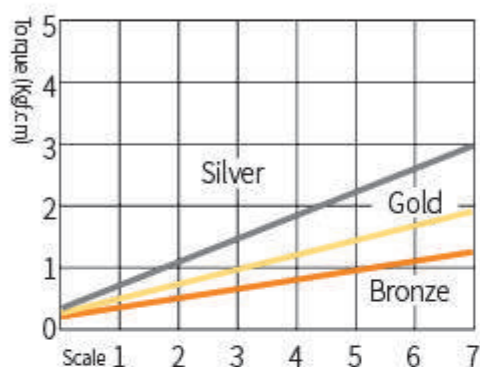
Bit Socket



- Standard packing – Screwdriver, Driver cable, Bit(2), manual
- Add suffix A or E for the type of Bit socket.
- Add suffix ESD for conductive ESD free body screwdriver.

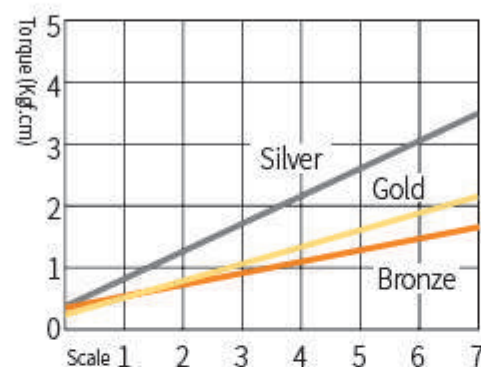
Torque Curve

EF030



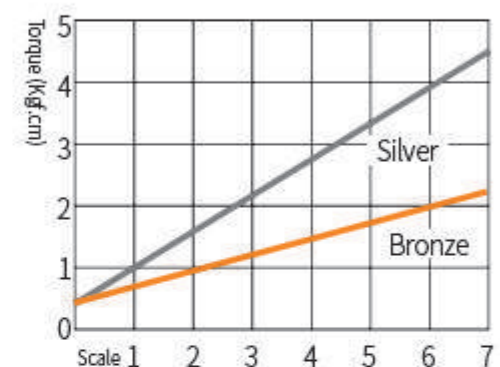
Bronze (dia 1.2): 0.3 ~ 1.2Kgf.cm
Gold (dia 1.3): 0.5 ~ 1.8 Kgf.cm
Silver (dia 1.4) : 0.7 ~ 3.0Kgf.cm

EF040



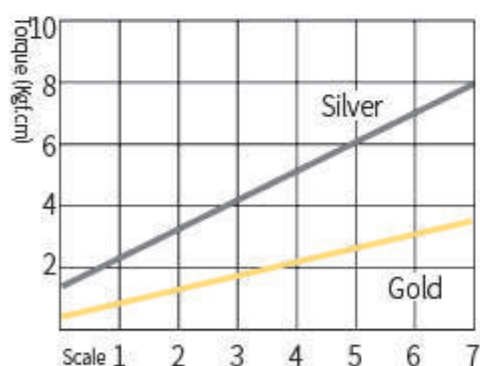
Bronze (dia 1.2): 0.4 ~ 1.6Kgf.cm
Gold (dia 1.3) : 0.6 ~ 2.1 Kgf.cm
Silver (dia 1.4) : 1.1~ 3.5Kgf.cm

EF055



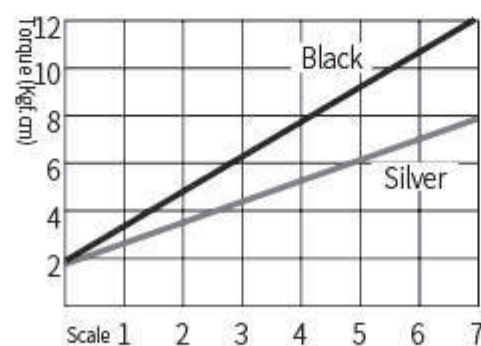
Bronze (dia 1.2): 0.5 ~ 2.2Kgf.cm
Silver (dia 1.4) : 1.4 ~ 4.5Kgf.cm

EF080 , EF080P



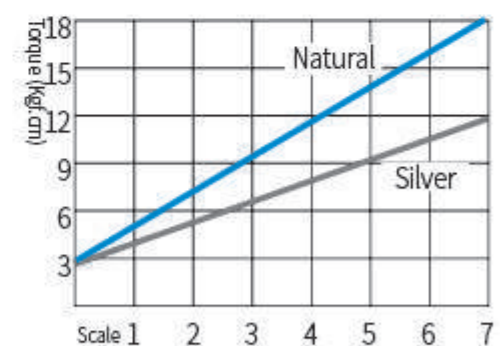
Gold (dia 1.5) : 0.9 ~ 3.2 Kgf.cm
Silver (dia 1.8) : 1.6 ~ 8.5 Kgf.cm

EF120 , EF120P



Silver (dia 1.8) : 1.6 ~ 8.5 Kgf.cm
Black (dia 2.0) : 1.8 ~ 12.0 Kgf.cm

EF180 , EF180P

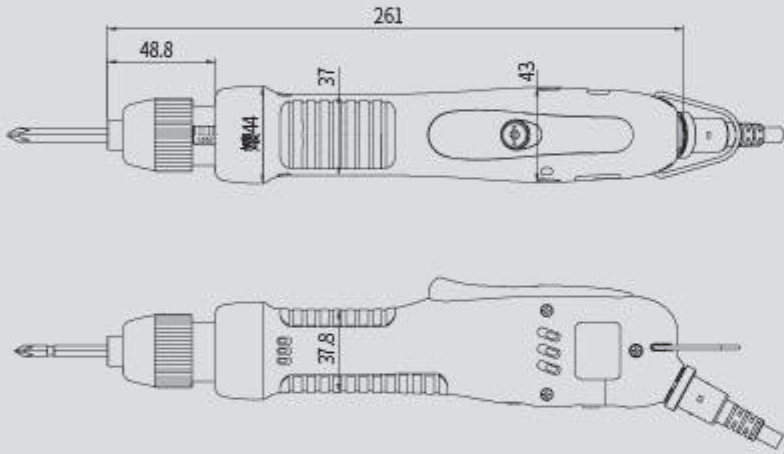


Silver (dia 1.8) : 1.6 ~ 8.5 Kgf.cm
Natural (dia 2.2) : 3.0 ~ 18 Kgf.cm

K Series

ESD Free Driver

Surface Resistance: below $10^4\Omega$



K250
K350
K450

K250P
K350P
K450P



K450+KT-38D

Controller



KT-38D

Accessories



Pistol grip kit



Torque Cover



Carbon Brush



Brush Cap

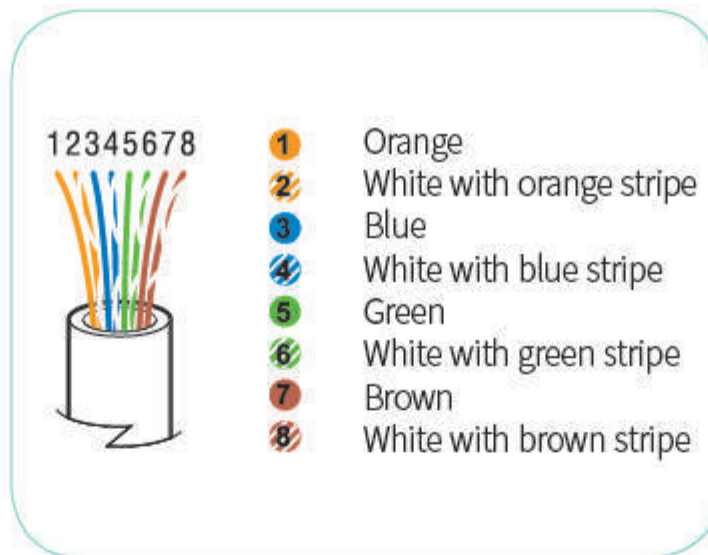
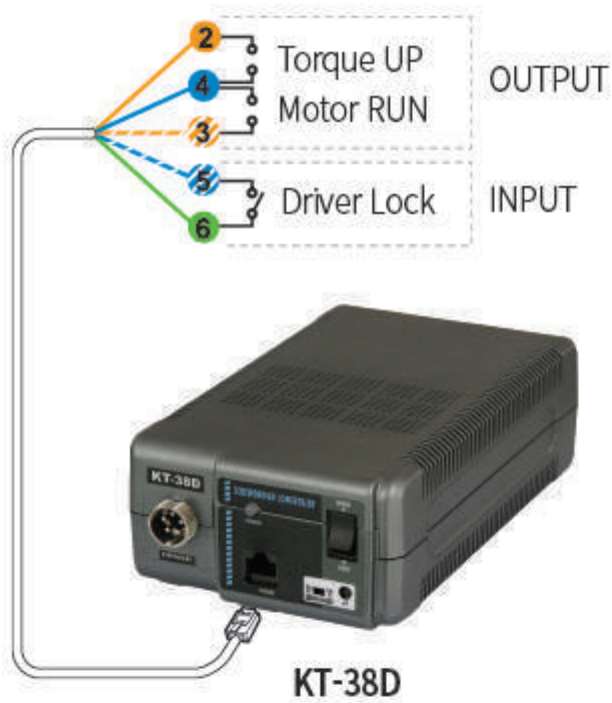
Specification

Model	Start	Torque (Kgf.cm)	No Load Speed(RPM)		Bit Type	Weight (Kg)	Standard Controller
			High	Low			
K250	LEVER	3~25	1,050	630	A, B	0.6	KT-38D
K350		4~35	750	460			
K450		5~45	550	330			
K250P	PUSH	3~25	1,050	630			
K350P		4~35	750	460			
K450P		5~45	550	330			

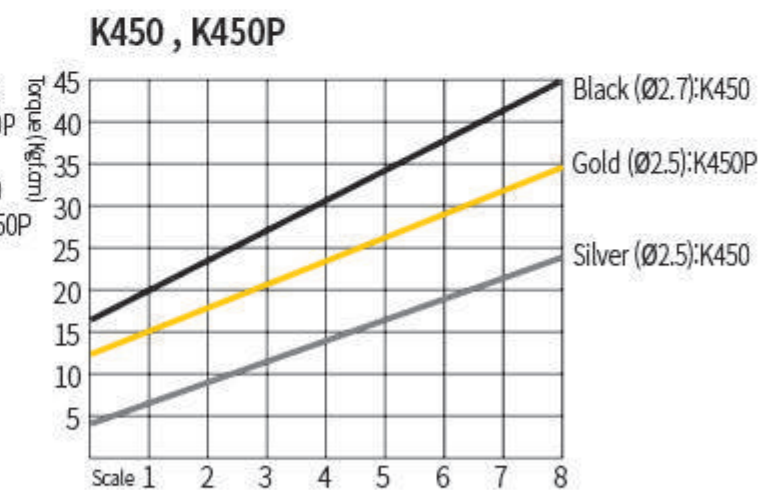
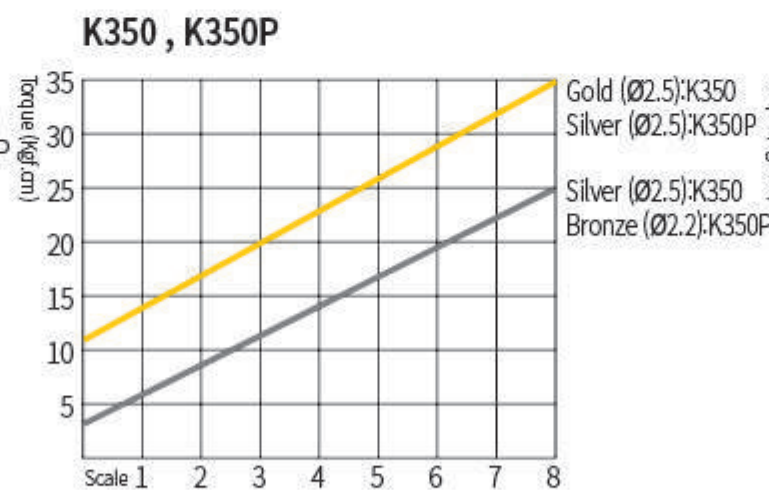
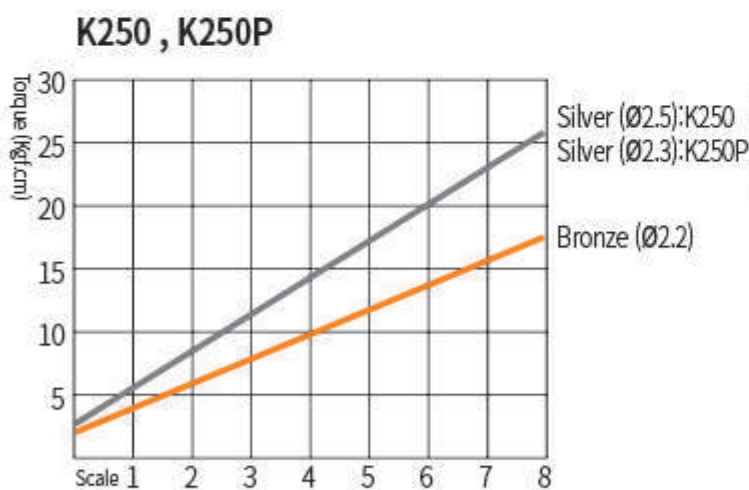
Bit Socket



- Standard packing – Screwdriver, Driver cable, Bit(2), manual
- Please add suffix A or B for the type of Bit socket.
- Add suffix ESD for conductive ESD free body screwdriver.

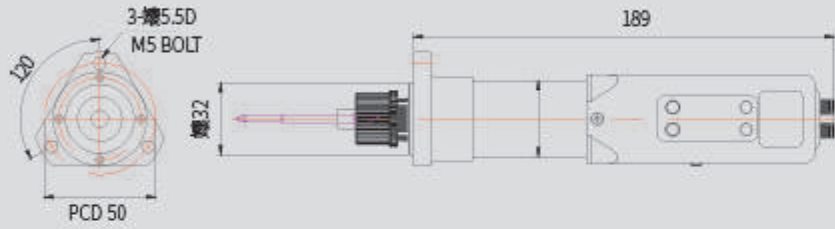


Torque Curve

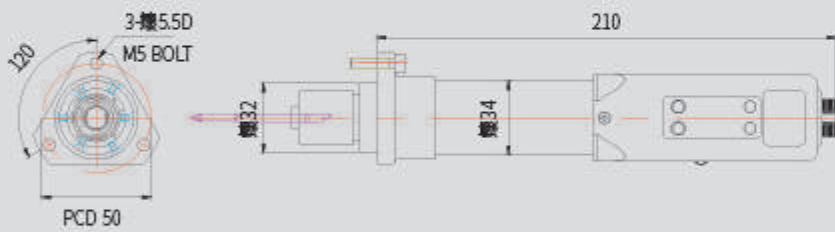


Automation Series

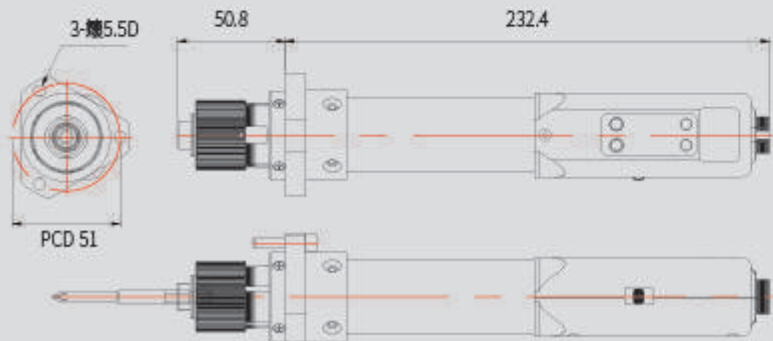
• FA035, FA045



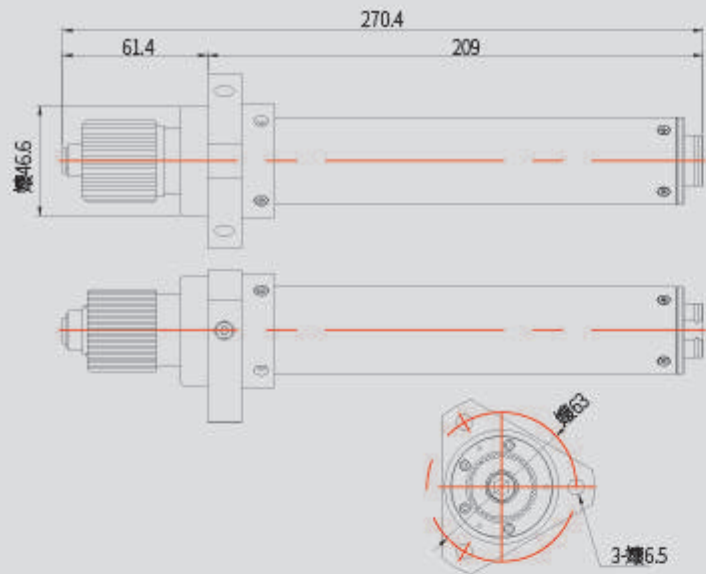
• FA060, FA080, FA120



• NFA150, NFA220, NFA350, NFA450



• YFA35N, YFA50N, YFA100N



Controller



Standard controller YFC-35D



Standard controller FT-40D(FA)



FA035
FA045



FA060
FA080
FA120




NFA150
NFA220
NFA350
NFA450



YFA35N
YFA50N
YFA100N

Example



Accessories



Screw vacuum pickup assy
FA035, FA045



Screw vacuum pickup assy
FA060, FA080, FA120

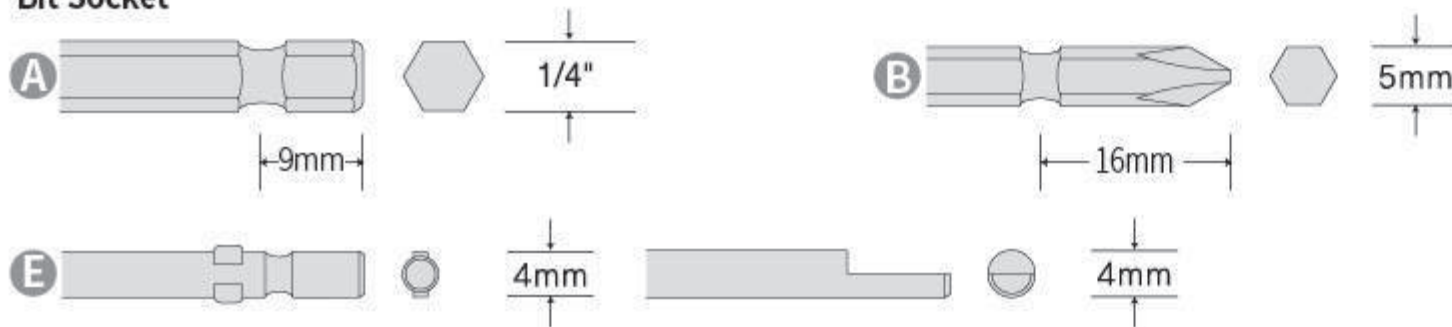


Screw vacuum pickup assy
NFA150, NFA220, NFA350,
NFA450

■ Specification


Type	Model	Start	Torque (Kgf.cm)	No Load Speed (RPM)	Bit Type	Weight (Kg)	Standard Controller
Automation	FA035	REMOTE	0.3~3.5	300~1100	E	0.4	FT-40D(FA)
	FA045		0.4~4.5	300~700	E		
	FA060		1.5~6	700~1600	A, E		
	FA080		1~8	670~1,000	A, E	0.5	
	FA120		2~12	460~700	A, E		
	NFA150		3~15	800~1,700	A, B		
	NFA220		6~22	600~1,250	A, B	0.6	
	NFA350		6~35	360~740	A, B		
	NFA450		7~45	300~600	A, B		
	YFA35N		7~35	500~1,500	A, B	0.8	
	YFA50N		10~50	400~1,100	A, B		
	YFA100N		40~100	250~500	A		

Bit Socket



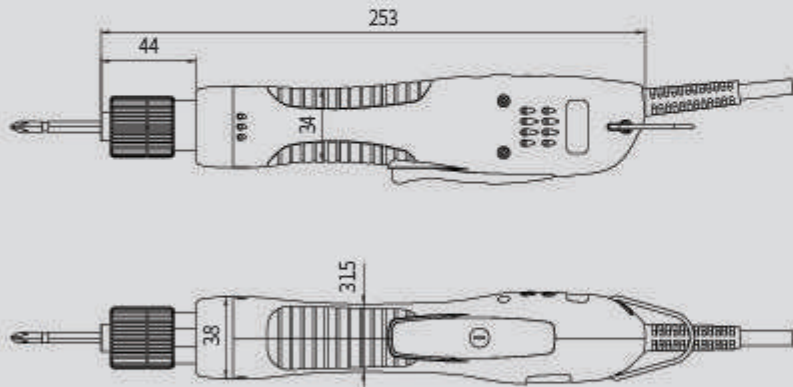
- Standard packing – Screwdriver, Driver cable, Bit(2), manual
- Please add suffix A or B for the type of Bit socket.
- Add suffix ESD for conductive ESD free body screwdriver.

■ Example



SS Series

- Direct power plug-in type
- Safety from EMC
- Torque accuracy 3%



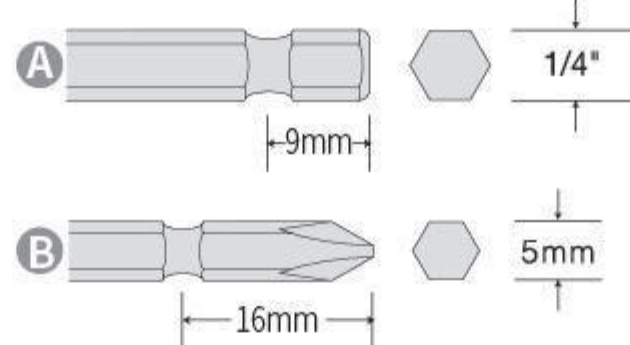
SS180
SS250

SS180P
SS250P

Specification

Model		Start	Torque (Kgf.cm)	No Load Speed (RPM)	Weight (Kg)
220V	110V				
SS180	SS181	LEVER	1.0~18	1,000	0.56
SS250	SS251		4.5~25	630	
SS180P	SS181P	PUSH	2.5~18	1,000	
SS250P	SS251P		2.5~25	630	

Bit Socket



Accessories



Torque Cover



Carbon Brush

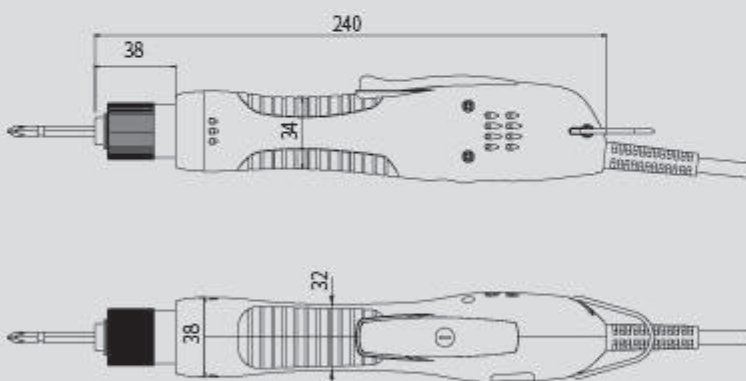


Brush Cap

- Standard packing – Screwdriver, Driver cable, Bit(2), manual
- Please add suffix A or B for the type of Bit socket.

M Series

- Direct power plug-in type
- Safety from EMC
- Slip clutch



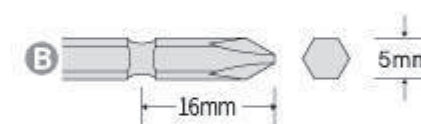
M300



Specification

Model	Start	Torque (Kgf.cm)	No Load Speed (RPM)	Weight (Kg)
M300	LEVER	4~18	1,000	0.56

Bit Socket



- Standard packing – Screwdriver, Driver cable, Bit(2), manual
- Please add suffix A or B for the type of Bit socket.

Accessories



Carbon Brush



Brush Cap

Controller

- SMPS Power supply and driver control
- Compact size and light weight
- High torque accuracy by fast response
- Maintenance free
- Over heat, Over current protection

FT-30D



FT-40D(FA)



YFC-35D



HTC-35



ET-30D



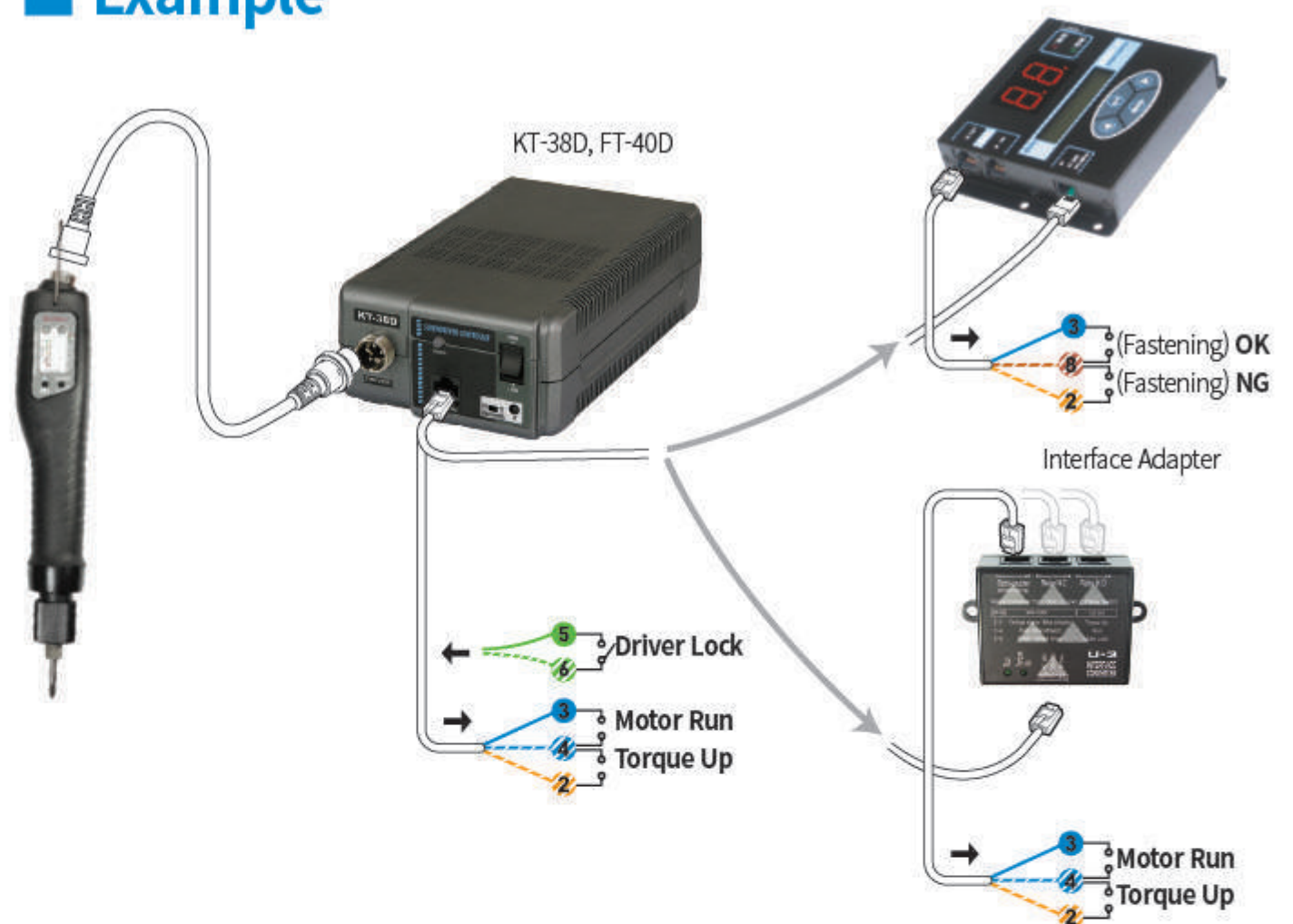
KT-38D



Specification

Model	Power Input	Output (V) Low / High	Rated output current (A)	Dimension WxDxH (mm)	Weight (Kg)	Available screwdriver
FT-30D	110~230V (free)	30V	1.2A	70x130x40	0.33	F035, F045, LF060(P), LF080(P), LF120(P), LF180(P) (AC220V only)
FT-40D	110 / 230V (selectable)	30V / 40V	2.5A	90x150x55	0.86	F035, F045, F080(P), F120(P), LF060(P), LF080(P), LF120(P), LF180(P), NF150(P), NF220(P), NF450(P)
YFC-35D	110 / 230V (selectable)	35VDC	3.0A	95x221x143	2.4	YF35N(P), YF50N(P), YF100N, PYF35N, PYF50N, PYF100N, YFA35N, YFA50N, YFA100N
HTC-35	110~230V (selectable)	35VDC	3.0A	130x188x65	1.2	HF35N, HF50N, HF100N, HF35NP, HF50NP
ET-30D	110~230V (free)	30V	1.2A	70x130x40	0.33	EF030, EF040, EF055, EF080(P), EF120(P), EF180(P)
FT-40D(FA)	110 / 230V (selectable)	30V / 40V	2.5A	90x150x55	0.86	FA035, FA045, FA065, FA080, FA120, NFA150, NFA220, NFA450
KT-38D	110 / 230V (selectable)	30V / 38V	2.5A	90x150x55	0.86	EF030, EF040, EF055, EF080(P), EF120(P), EF180(P), K250(P), K350(P), K450(P)


Example



I/O Detail & Features

Model	Input	Output	Feature
KT-38D	Driver Lock	Motor Run / Torque Up	Soft start & Double hit
FT-40D	Driver Lock	Motor Run / Torque Up	for BLDC screwdriver
ET-30D	Driver Lock	Motor Run / Torque Up	
FT-30D	Driver Lock	Motor Run / Torque Up	

Torque Tester



EZ-TORQ II

- Real-time torque curve graph display
- 9V Lithium-Ion battery
- Selectable Low pass Filter(Asian, Ideal, ISO)
- Data Acquisition Software is very useful program for the customer to down load the test data through the MS Excel automatically.
- Data memory of 80data(Quick test mode)

■ Specification

Model	H-100i	H-50i	H-10i
Torque Range	10~100 kgf.cm	5~50 kgf.cm	1~10 kgf.cm
Unit	Kgf.cm, kgf.m, Nm, cNm, lbf.in, lbf.ft, ozf.in		
Mode	Peak, Track, First peak		
Display	Graphic LCD 00.0000		
Accuracy	±0.5% Reading of FS (20~100%) ±1% Reading of FS (10~20%)		
Filtering	Asian, Ideal, ISO		
Data output	Analog output / RS-232C		
Software	Real time data down load through MS Excel by Data Acquisition Software		
DC Power	DC9V, 2A Overcharge protection, 10hours use		
Size	185(W) × 105(D) × 55(H)		
Caring bag	Aluminum hard bag		
Standard accessories	AC Adapter, Run down adapters, Data cable, Data Acquisition Software		

Screw Counter



SCOUT II

- Number of fastened screw display
- Judgement of each fastening by OK, NG
- Signal of fastening cycle IN, OUT
- Total count of fastened screw
- Fastening error detect and alert by Buzzer
- Display the type of error
- Measuring fastening time of screws and display
- Available together with the screw feeder
- Used with ET-30D, KT-38D, FT-30D, FT-40D, HTC-35, YFC-35D controllers only
- 4 controllers can be connected together
- 2 X USB comports
- Free PC set-up program

Interface Converter



Interface Converter for KT-38D



Interface Converter for FT-40D

Converted signal by U-3 converter from KT-38D

No.	Wire Color	Signal	INPUT		OUTPUT	
			U-3	U-3B	U-3	U-3B
1	Orange	Spare				
2	Orange Stripe	Torque Up				
3	Blue	Motor Run				
4	Blue Stripe	Common for 2 & 3 Wire				
5	Green	Motor Lock				
6	Green Stripe					
7	Brown	No Use				
8	Brown Stripe	Spare				

Accessories

Cable



Standard 14P cable (3m)-YF



Standard 6pin Cable (3m)



Extra Long 6pin Cable (5m)



Spiral 6pin Cable (5m)



Thin 6pin Cable (3m)
(Mini drivers only)

EF Driver Fixture



Torque Cover



YF,HF



K



NF, SS



EF



F



LF



B 508-2 Bundang Techno Park, 148 Yatap-Dong, Bundang-gu, Gyeonggi-do, Korea
Tel. 82-31-701-9855 Fax. 82-31-701-9853 Email. sjlee@sehan.co.kr, cklee@sehan.co.kr
<http://www.sehan.co.kr>, <http://www.sehan-tools.co.kr>