

LW Series Switches & Pilot Lights



Buzzers



Continuous / intermittent (long) / intermittent (short) sounds can be selected with a built-in slide switch

- Collective mounting possible.
- Separate type with locking lever, easy installation even when mounted collectively.
- Round and square types available.
- Solder/tab and PC board terminal types available.
- Single board mounting possible.
- Equipped with an LED indicator which lights (steady)/flashes with the buzzer sound.

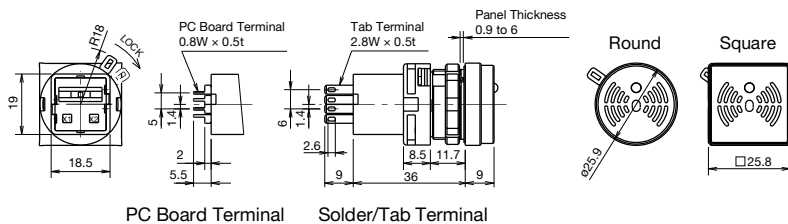
Specifications

Insulation Voltage	60V AC/DC
Operating Voltage	6V, 12 to 24V AC/DC ±10%
Current Draw	DC: 7 mA, AC: 20 mA
Sound Pressure (at 0.1m)	Steady sound: 80 dB minimum (at the rated voltage)
Sound Frequency	2 kHz ±500Hz
Flickering Cycle	Slow intermittent sound: 55 cycles per minute ±10% Quick intermittent sound: 600 cycles per minute ±10%
Operating Temperature	-20 to +55°C (no freezing)
Storage Temperature	-25 to +80°C (no freezing)
Operating Humidity	45 to 85% RH (no condensation)
Insulation Resistance	100 MΩ minimum (500V DC megger)
Dielectric Strength	Between live and metal parts: 1,000V AC, 1 minute
Vibration Resistance	Operating extremes, Damage limits: 5 to 55 Hz, amplitude 0.5 mm
Shock Resistance	Damage limits: 1,000 m/s ²
Life	1,000 hours minimum
Degree of Protection	IP40
Terminal Style	Solder/tab terminal no. 110 PC board terminal
Weight (approx.)	18g (LW1Z-1X4D)

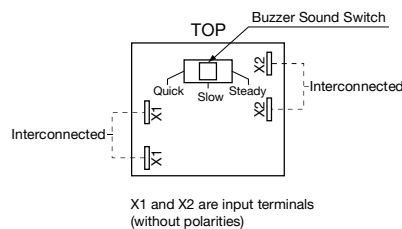
Package Quantity: 1

Shape	Operating Voltage	LED	Part No.	
			Solder/Tab Terminal	PC Board Terminal
Round LW1Z 	6V AC/DC ±10%	Without	LW1Z-1X2	LW1Z-1X2V
		With	LW1Z-1X2D	LW1Z-1X2DV
	12 to 24V AC/DC ±10%	Without	LW1Z-1X4	LW1Z-1X4V
		With	LW1Z-1X4D	LW1Z-1X4DV
Square LW2Z 	6V AC/DC ±10%	Without	LW2Z-1X2	LW2Z-1X2V
		With	LW2Z-1X2D	LW2Z-1X2DV
	12 to 24V AC/DC ±10%	Without	LW2Z-1X4	LW2Z-1X4V
		With	LW2Z-1X4D	LW2Z-1X4DV

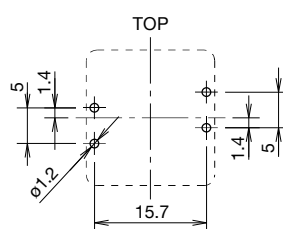
Dimensions



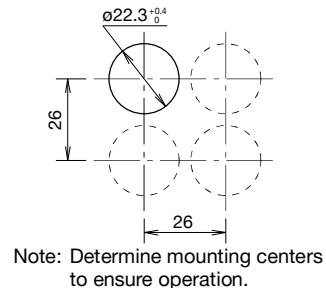
Terminal Arrangement (Bottom View)



PC Board Layout (Bottom View)



Panel Cut-out



All dimensions in mm.