



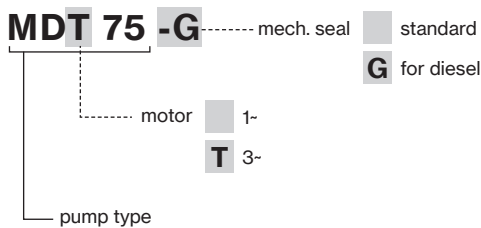
Volumetric pumps with liquid ring impeller that gives considerable suction power. Particularly suitable for liquid transfer (including volatile liquids). The pumps have a frontal brass cover thus avoiding the risk of blockage.

Construction features

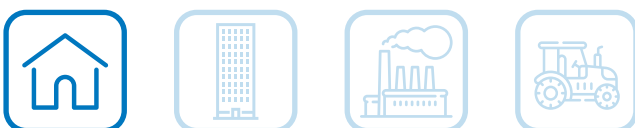
Pump body	cast iron and brass
Motor bracket	cast iron
Impeller	brass
Mechanical seal	ceramic-graphite-NBR
Motor shaft	stainless steel AISI 416
Liquid temperature	0 - 90 °C
Operating pressure	max 8 bar

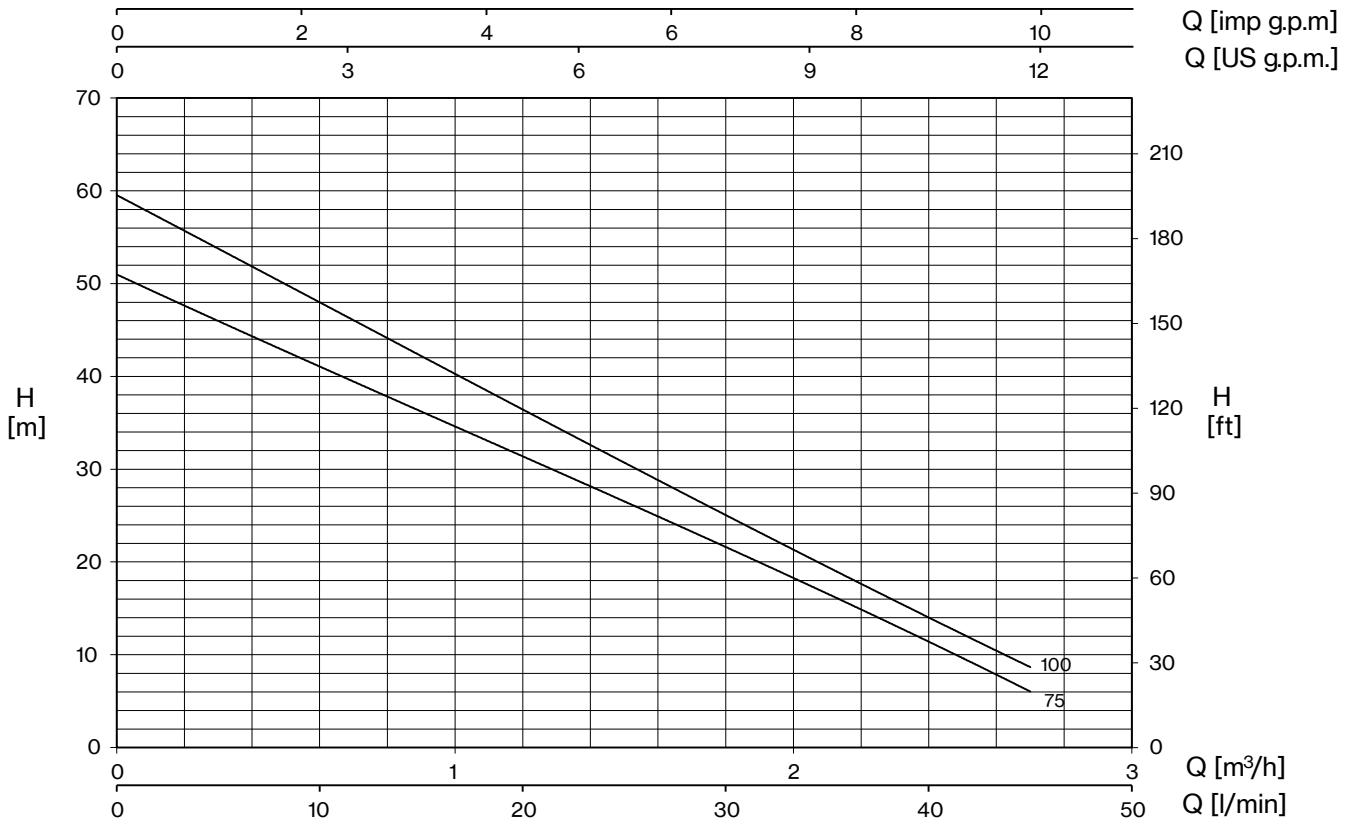
Motor

	3~ 230/400V - 50Hz
2 Poles induction motor	1~ 230V - 50Hz (with thermal protection)
Insulation class	F
Protection degree	IPX4

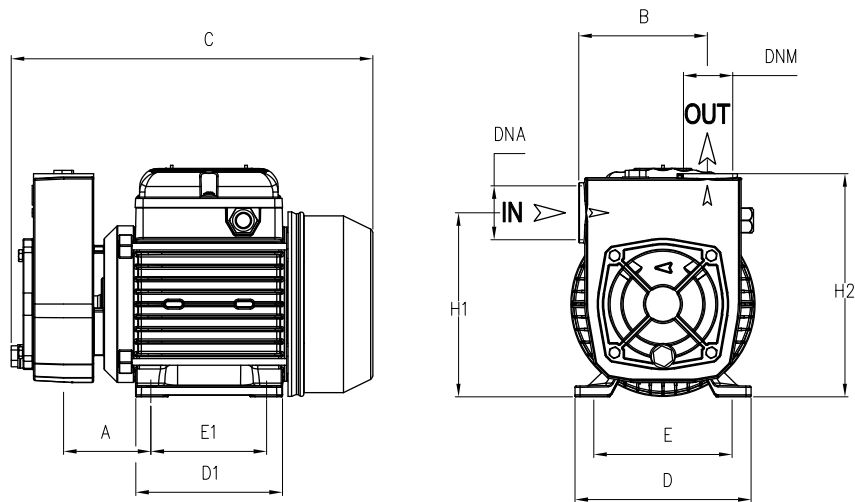


TYPE	LOTS			
	TRUCK		CONTAINER	
	PALLET (cm)	N° pumps	PALLET (cm)	N° pumps
MD 75-100	85×110×170	105	85×110×190 80×120×170	135 136





TYPE		P2		P1 (kW)		AMPERE		Q (m³/h - l/min)					
1~	3~	HP	kW	1~	3~	1~ 230V 50 Hz	3~ 400V 50 Hz	0,3	0,6	1,2	1,8	2,4	2,7
								5	10	20	30	40	45
		H (m)											
MD 75	MDT 75	0,8	0,59	1,03	0,94	5,0	1,7	46,0	41,0	31,5	21,5	11,5	6,0
MD 100	MDT 100	1	0,74	1,17	0,98	5,4	2,1	53,0	48,0	37,0	25,0	13,5	9,0



TYPE	DIMENSIONS (mm)														Kg
	A	B	C	D	D1	E	E1	H1	H2	DNA	DNM	I	L	M	
MD 75	70	98,5	270	135	112	112	89	141	170	1" G	1" G	310	185	195	11,1
MD 100	70	98,5	270	135	112	112	89	141	170	1" G	1" G	310	185	195	11,8