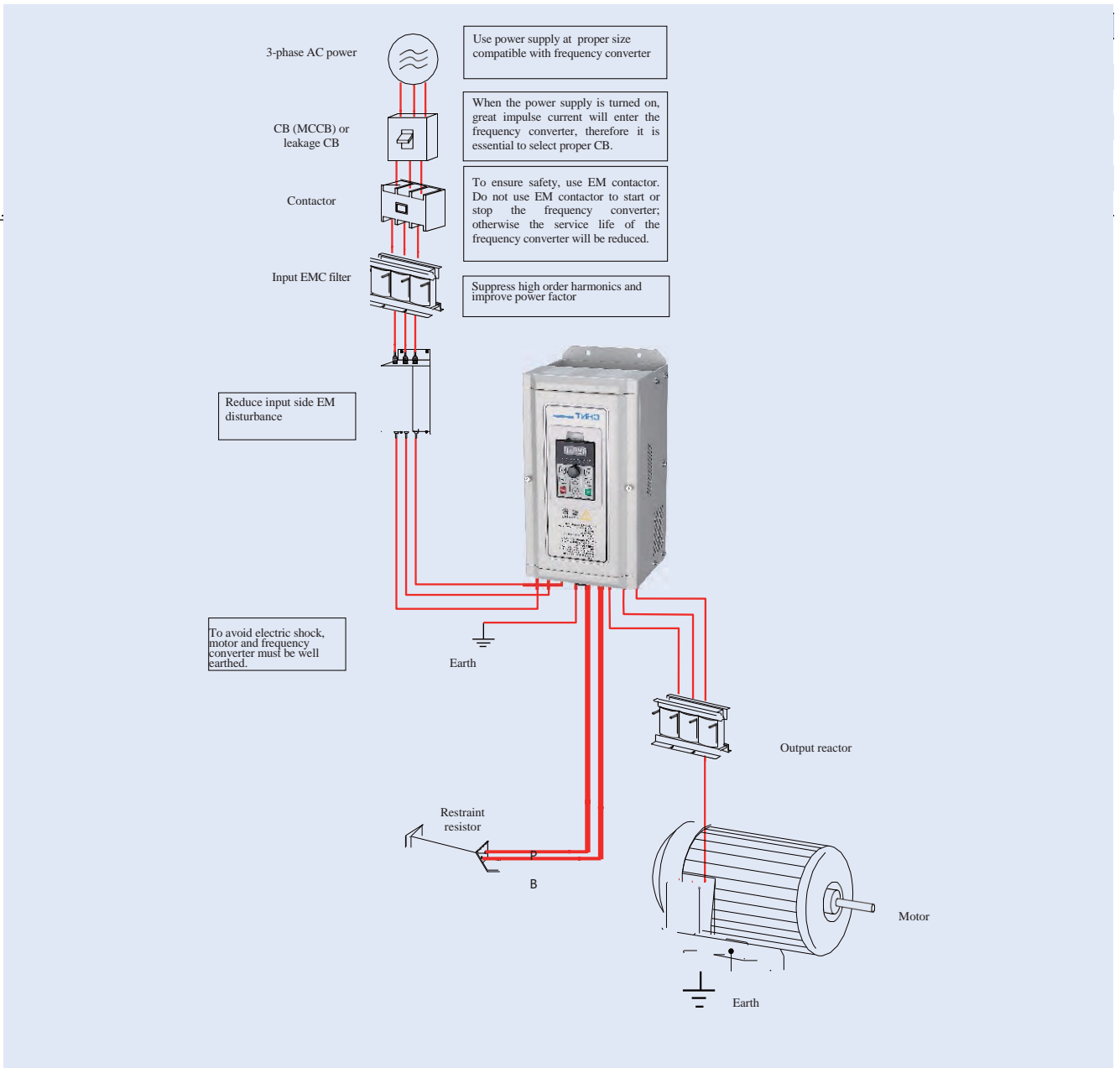


I. Wiring diagram for selection and procurement of peripheral equipment



Equipment name	Functions
Wiring circuit breaker	Protect power supply system upon short circuit accident
Contactors	Direct connection/disconnection between power supply and frequency converter
Input AC reactor	Increase power factor of input power supply, reduce high order harmonics, suppress surge on frequency converter power supply equipment
DC reactor	Improve or suppress distortion of grid voltage/current waveforms due to filtering capacitor charging/discharging pulse current, and reduce harmonic contents, to improve grid power supply quality
Output AC reactor	Used for smoothed filtering, to reduce transient voltage at motor end with long wire connection, extend motor service life, and suppress motor noise grade vibration and difference mode noise at frequency converter output measured within 100kHz
Restraint unit	Control rise of bus voltage, to protect the frequency converter to some extent; when frequent restraint is required, improve restraint capacity of frequency converter
Restraint resistor	Consume motor braking process mechanical energy in the form of heat via the restraint resistor and can shorten speed reduction time of the frequency converter drive system

## II. Circuit breakers and contactors



### 1. Recommended models

Adaptive power, kW	Recommended circuit breakers		Recommended circuit breakers		Wire size, mm <sup>2</sup>
	Model	Rated current (A)	Model	Rated current (A)	
0.4	NB1-63 3P C4	4	NC8-06M	9	1
0.75	NB1-63 3P C4	4	NC8-06M	9	1
1.5	NB1-63 3P C6	6.3	NC8-09M	9	1
2.2	NB1-63 3P C10	10	NC8-12	9	2.5
3.7	NB1-63 3P C16	16	NC8-18	16	2.5
5.5	NB1-63 3P C25	25	NC8-32	26	4
7.5	NB1-63 3P C32	32	NC8-32	32	6
11	NB1-63 3P C50	50	NC8-40	40	10
15	NB1-63 3P C63	63	NC8-50	50	10
18.5	NB1-63 3P C63	63	NC8-65	65	10
22	NM8-100S/80/3	80	NC8-65	65	16
30	NM8-100S/80/3	80	NC8-65	65	25
37	NM8-100S/125/3	125	NC8-100	95	25
45	NM8-250S/160/3	150	NC8-115	115	35
55	NM8-250S/180/3	175	NC8-115	115	50
75	NM8-250S/225/3	220	NC8-205	185	70
90	NM8-250S/250/3	250	NC8-205	185	90
110	NM8-630S/315/3	300	NC8-265	225	120
132	NM8-630S/350/3	350	NC8-265	300	150
160	NM8-630S/400/3	400	NC8-400	400	185
185	NM8-630S/500/3	500	NC8-400	400	95x2
200	NM8-630S/500/3	500	NC8-400	400	95x2
220	NM8-1250S/630/3	630	Ex9C 600	600	120 x2
245	NM8-1250S/630/3	630	Ex9C 600	600	120x2
280	NM8-1250S/800/3	800	Ex9C 600	600	150x2
315	NM8-1250S/800/3	800	Ex9C 800	800	185x2
355	NM8-1250S/1000/3	1000	Ex9C 800	800	185x2
400	NM8-1250S/1000/3	1000	Ex9C 1000	1000	240x2

Note: The brand of Ex9C series AC contactors is NOARK.

III. AC input reactors (grade 400V; reactance ratio: 2%)



(I) Outline dimensions diagrams (mm):

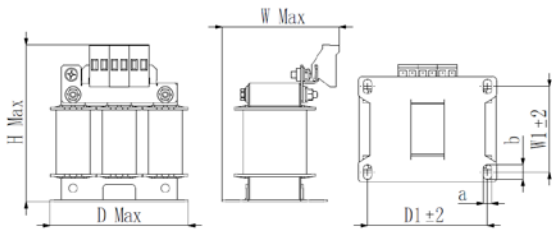


Figure A

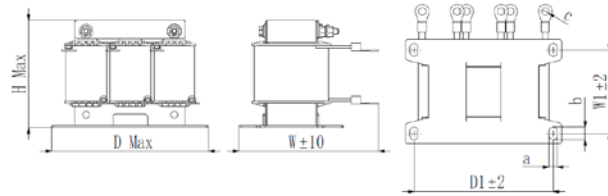


Figure B

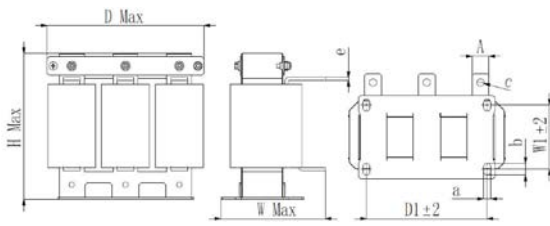


Figure C

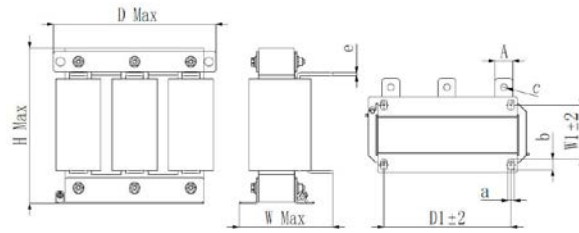


Figure D

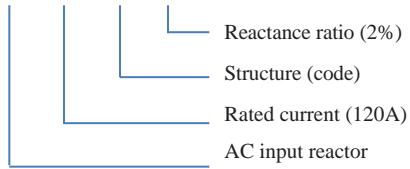
(II) Recommended models

S/N	Power (kW)	CHINT product model	Rated current (A)	Inductance (mH)	Fig.	Product size									
						D	H	W	D1	W1	a*b	φc	A*e	Winding material	WGT (kg)
1	1.5	ACL-0005-EISC-2	5	2.8	A	110	125	95	91	65	7*11	/	/	Cu	2.5kg
2	2.2	ACL-0007-EISC-2	7	2		110	125	95	91	65	7*11	/	/	Cu	2.5kg
3	3.7	ACL-0010-EISC-2	10.5	1.4		110	125	95	91	65	7*11	/	/	Cu	2.5kg
4	5.5	ACL-0015-EISCL-2	15	0.93	B	130	100	110	91	65	7*11	6.4	/	Cu	3.5kg
5	7.5	ACL-0020-EISCL-2	20	0.7		130	100	110	91	65	7*11	6.4	/	Cu	3.5kg
6	11	ACL-0030-EISCL-2	30	0.47		130	100	120	91	72	7*11	6.4	/	Cu	4.5kg
7	15	ACL-0040-EISCL-2	40	0.35		130	100	120	91	72	7*11	6.4	/	Cu	4.5kg
8	18.5	ACL-0040-EISCL-2	40	0.35		130	100	120	91	72	7*11	6.4	/	Cu	4.5kg
9	22	ACL-0050-EISCL-2	50	0.28		140	120	120	91	72	7*11	6.4	/	Cu	5.5kg
10	30	ACL-0060-EISCL-2	62	0.24		140	120	120	91	72	7*11	6.4	/	Cu	5.5kg
11	37	ACL-0090-EISCL-2	92	0.16		165	130	150	120	92	7*11	8.4	/	Cu	8kg
12	45	ACL-0090-EISCL-2	92	0.16		165	130	150	120	92	7*11	8.4	/	Cu	8kg
13	55	ACL-0120-EISCL-2	120	0.12		165	130	150	120	92	7*11	8.4	/	Cu	8kg
14	75	ACL-0150-EISCL-2	157	0.095		190	150	160	120	92	11*18	8.4	/	Cu	12kg
15	90	ACL-0200-EISCL-2	200	0.07		225	170	160	120	92	11*18	8.4	/	Cu	14kg

16	110	ACL-0250-EISH-2	256	0.056	C	245	235	165	182	96	11*18	11	25*5	Composite Cu/Al	20kg
17	132	ACL-0250-EISH-2	256	0.056		245	235	165	182	96	11*18	11	25*5	Composite Cu/Al	20kg
18	160	ACL-0330-EISH-2	330	0.042		245	235	165	182	96	11*18	11	25*5	Composite Cu/Al	20kg
19	185	ACL-0390-EISH-2	390	0.036	D	280	270	175	214	110	11*18	11	30*5	Composite Cu/Al	29kg
20	200	ACL-0390-EISH-2	390	0.036		280	270	175	214	110	11*18	11	30*5	Composite Cu/Al	29kg
21	220	ACL-0490-EISH-2	490	0.028		290	275	190	214	110	11*18	11	30*8	Composite Cu/Al	31kg
22	245	ACL-0490-EISH-2	490	0.028		290	275	190	214	110	11*18	11	30*8	Composite Cu/Al	31kg
23	280	ACL-0600-EISH-2	600	0.023		320	290	200	243	112	12*20	13	40*8	Composite Cu/Al	38kg
24	315	ACL-0600-EISH-2	600	0.023		320	290	200	243	112	12*20	13	40*8	Composite Cu/Al	38kg
25	355	ACL-0800-EISH-2	800	0.017		320	330	245	243	132	12*20	13	40*12	Composite Cu/Al	54kg
26	400	ACL-0800-EISH-2	800	0.017		320	330	245	243	132	12*20	13	40*12	Composite Cu/Al	54kg
27	450	ACL-1000-EISH-2	1000	0.014		320	330	245	243	132	12*20	13	40*12	Composite Cu/Al	54kg

(III) Description of CHINT models

ACL-0120-EISCL-2




Code	Core	Code	Core
EI	EI	EE	2 E pieces inserted into each other
CT	CT	UI	UI
CD	CD	ED	ED

Code	Erection	Code	Erection
S	3-P vertical	D	1-P vertical
G	3-P horizontal	W	1-P horizontal

Code	Material	Code	Material	Code	Material
C	Pure Cu reactor	H	Composite Cu/Al reactor	A	Pure Al reactor

Code	Cooling	Code	Cooling
W	Water-cooled reactor	L	Vertical wound conventional reactor

IV. DC reactors (grade 400V; reactance ratio: 4%)



DC input reactor

1. Outline dimensions diagrams (mm)

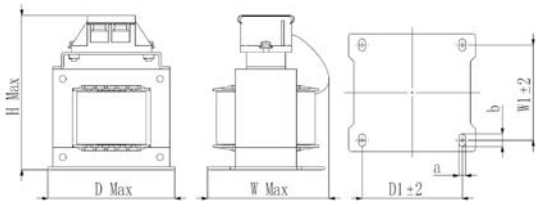


Figure A

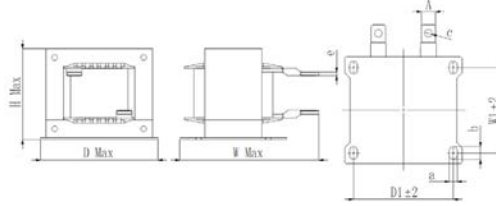


Figure B

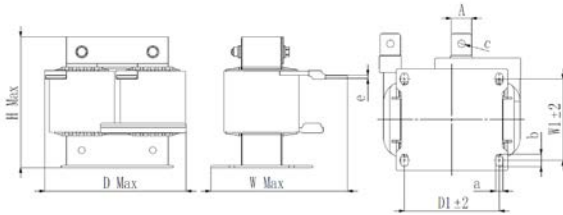


Figure C

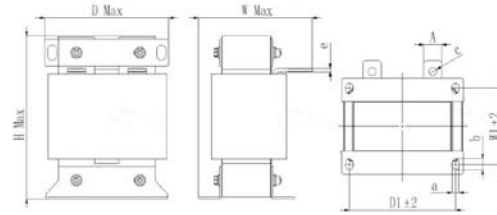


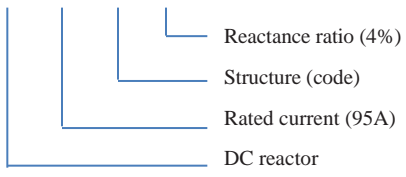
Figure D

2. Recommended models

S/N	Power (kW)	CHINT product model	Rated current (A)	Reactance (mH)	Fig.	Product size									
						D	H	W	D1	W1	a*b	φ c	A*e	Winding material	WGT (kg)
1	22 kW	DCL-0050-EIDHL-4	53	0.95	A	120	145	120	90	85	7*11	/	/	Composite Cu/Al	4.5
2	30 kW	DCL-0078-EIDHL-4	78	0.6		125	160	130	100	100	7*11	/	/	Composite Cu/Al	5.5
3	37 kW	DCL-0095-EIDHL-4	95	0.48		125	165	140	100	100	7*11	/	/	Composite Cu/Al	6.5
4	45 kW	DCL-0115-EIDHL-4	115	0.36		125	165	140	100	100	7*11	/	/	Composite Cu/Al	7
5	55 kW	DCL-0160-EIDHL-4	160	0.28	B	170	135	205	140	120	11*18	11	20*5	Composite Cu/Al	11
6	75 kW	DCL-0180-EIDHL-4	180	0.24		170	135	205	140	120	11*18	11	20*5	Composite Cu/Al	11
7	90 kW	DCL-0250-EIDHL-4	262	0.2		170	135	210	140	120	11*18	11	20*5	Composite Cu/Al	12
8	110 kW	DCL-0250-EIDHL-4	262	0.2		170	135	210	140	120	11*18	11	20*5	Composite Cu/Al	12
9	132 kW	DCL-0340-UIDHL-4	340	0.15	C	215	205	210	140	120	11*18	11	30*5	Composite Cu/Al	14
10	160 kW	DCL-0460-UIDH-4	477	0.09	D	210	280	200	175	125	11*18	11	30*6	Composite Cu/Al	23
11	185 kW	DCL-0460-UIDH-4	477	0.09		210	280	200	175	125	11*18	11	30*6	Composite Cu/Al	23
12	200 kW	DCL-0460-UIDH-4	477	0.09		210	280	200	175	125	11*18	11	30*6	Composite Cu/Al	23
13	220 kW	DCL-0650-UIDH-4	667	0.07		210	355	205	175	125	11*18	11	30*8	Composite Cu/Al	37
14	245 kW	DCL-0650-UIDH-4	667	0.07		210	355	205	175	125	11*18	11	30*8	Composite Cu/Al	37
15	280 kW	DCL-0650-UIDH-4	667	0.07		210	355	205	175	125	11*18	11	30*8	Composite Cu/Al	37

3. Description of Chint models

DCL-0095-EIDHL-4




Code	Core	Code	Core
<b>EI</b>	EI	EE	2 E pieces inserted into each other
CT	CT	UI	UI
CD	CD	ED	ED

Code	Erection
<b>D</b>	1-phase vertical
W	1-phase horizontal

Code	Material	Code	Material	Code	Material
C	Pure Cu reactor	<b>H</b>	Composite Cu/Al reactor	A	Pure Al reactor

Code	Cooling	Code	Cooling
W	Water-cooled reactor	<b>L</b>	Vertical wound conventional reactor

## V. AC output reactors (grade 400V; reactance ratio: 1%)



AC output reactor

### 1. Outline dimensions diagrams (mm)

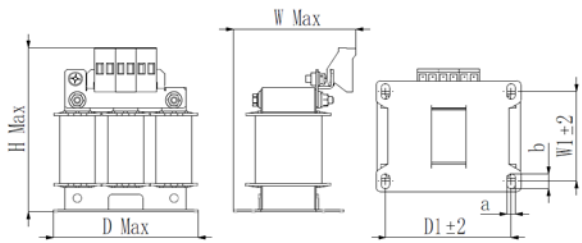


Figure A

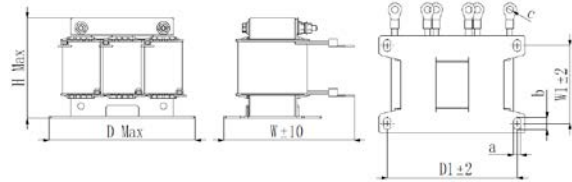


Figure B

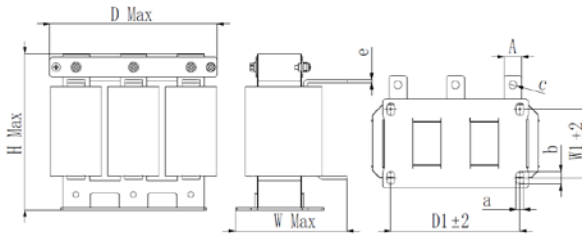


Figure C

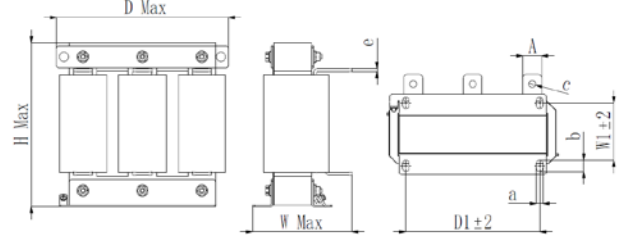


Figure D

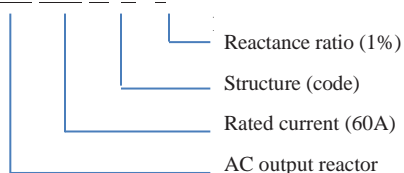
### 2. Recommended models

S/N	Power (kW)	CHINT product model	Rated current (A)	Inductance (mH)	Fig.	Product size									
						D	H	W	D1	W1	a*b	φ c	A*e	Winding material	WGT (kg)
1	1.5	OCL-0005-EISC-1	3.7	1.4	A	110	125	95	91	65	7*11	/	/	Cu	2.5kg
2	2.2	OCL-0005-EISC-1	5.1	1.4		110	125	95	91	65	7*11	/	/	Cu	2.5kg
3	3.7	OCL-0010-EISC-1	10	0.7		110	125	95	91	65	7*11	/	/	Cu	2.5kg
4	5.5	OCL-0015-EISCL-1	12.2	0.47		125	100	110	91	65	7*11	6.4	/	Cu	3kg
5	7.5	OCL-0015-EISCL-1	15	0.47		125	100	110	91	65	7*11	6.4	/	Cu	3kg
6	11	OCL-0030-EISCL-1	24	0.23		125	100	120	91	72	7*11	6.4	/	Cu	4kg
7	15	OCL-0030-EISCL-1	30	0.23	B	125	100	120	91	72	7*11	6.4	/	Cu	4kg
8	18.5	OCL-0040-EISCL-1	40	0.18		125	100	120	91	72	7*11	6.4	/	Cu	4kg
9	22	OCL-0050-EISCL-1	50	0.14		140	120	120	91	72	7*11	6.4	/	Cu	5.5kg
10	30	OCL-0060-EISCL-1	60	0.12		140	120	120	91	72	7*11	6.4	/	Cu	5.5kg
11	37	OCL-0080-EISCL-1	80	0.087		165	130	150	120	92	7*11	8.4	/	Cu	8kg
12	45	OCL-0090-EISCL-1	91	0.078		165	130	150	120	92	7*11	8.4	/	Cu	8kg
13	55	OCL-0120-EISCL-1	120	0.058		165	130	150	120	92	7*11	8.4	/	Cu	8kg
14	75	OCL-0150-EISCL-1	150	0.047		190	150	160	120	92	11*18	8.4	/	Cu	12kg
15	90	OCL-0200-EISCL-1	176	0.035		225	170	160	120	92	11*18	8.4	/	Cu	14kg
16	110	OCL-0200-EISCL-1	210	0.035		225	170	160	120	92	11*18	8.4	/	Cu	14kg

17	132	OCL-0250-EISH-1	253	0.028	C	245	235	165	182	96	11*18	11	25*5	Composite Cu/Al	20kg
18	160	OCL-0330-EISH-1	340	0.021		245	235	165	182	96	11*18	11	25*5	Composite Cu/Al	20kg
19	185	OCL-0330-EISH-1	340	0.021		245	235	165	182	96	11*18	11	25*5	Composite Cu/Al	20kg
20	200	OCL-0390-EISH-1	390	0.018	D	280	270	175	214	110	11*18	11	30*5	Composite Cu/Al	29kg
21	220	OCL-0490-EISH-1	490	0.014		290	275	190	214	110	11*18	11	30*8	Composite Cu/Al	31kg
22	245	OCL-0490-EISH-1	490	0.014		290	275	190	214	110	11*18	11	30*8	Composite Cu/Al	31kg
23	280	OCL-0530-EISH-1	530	0.013		290	275	190	214	110	11*18	11	30*8	Composite Cu/Al	31kg
24	315	OCL-0600-EISH-1	600	0.012		320	290	200	243	112	12*20	13	40*8	Composite Cu/Al	38kg
25	355	OCL-0660-EISH-1	660	0.011		320	290	200	243	112	12*20	13	40*8	Composite Cu/Al	38kg
26	400	OCL-1000-EISH-1	1000	0.007		320	330	245	243	132	12*20	13	40*12	Composite Cu/Al	54kg
27	450	OCL-1000-EISH-1	1000	0.007	320	330	245	243	132	12*20	13	40*12	Composite Cu/Al	54kg	

3. Description of Chint models

OCL-0060-EISCL-1



Code	Core	Code	Core
EI	EI	EE	2 E pieces inserted into each other
CT	CT	UI	UI
CD	CD	ED	ED

Core	Erection	Code	Erection
S	3-P vertical	D	1-P vertical
G	3-P horizontal	W	1-P horizontal

Code	Material	代码	Material	Code	Material
C	Pure Cu reactor	H	Composite Cu/Al reactor	A	Pure Al reactor
Code	Cooling	Code	Cooling		
W	Water-cooled reactor	L	Vertical wound conventional reactor		