

Guide for selection of wheels : Lighty duty casters

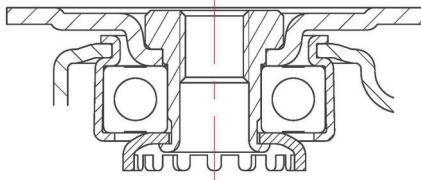
Image	Series	Description	Wheel code	Wheel dia mm	Wheel width mm	Axle bore mm	Hub length mm	Load capacity Kg	Bearing type
	TUN	<ul style="list-style-type: none"> – Injected polyurethane (Shore A92) – PP core – No bearing 	TUN-50-24	50	24	6	29	40	X
			TUN-64-24	64	24	6	29	50	X
			TUN-75-25	75	25	8	40	75	X
			TUN-100-30	100	30	8	40	100	X
			TUN-125-30	125	30	8	40	110	X
	TUS	<ul style="list-style-type: none"> – Injected polyurethane (Shore A92) – PP core – One ball bearing 	TUS-75-25	75	25	8	40	75	6202 ZZ
			TUS-100-30	100	30	8	40	100	6202 ZZ
			TUS-125-30	125	30	8	40	110	6202 ZZ
	TUD	<ul style="list-style-type: none"> – Injected polyurethane (Shore A92) – PP core – Two ball bearings 	TUD-100-30	100	30	8	30	100	608 ZZ
			TUD-125-30	125	30	8	30	110	608 ZZ
			TUD-150-30	150	30	8	30	110	608 ZZ
	HRN	<ul style="list-style-type: none"> – Injected rubber (Shore A85) – PP core – No bearing 	HRN-50-24	50	24	6	29	40	X
			HRN-64-24	64	24	6	29	50	X
			HRN-75-25	75	25	8	40	75	X
			HRN-100-30	100	30	8	40	100	X
	HRS	<ul style="list-style-type: none"> – Injected rubber (Shore A85) – PP core – One ball bearing 	HRS-75-25	75	25	8	40	75	6202 ZZ
			HRS-100-30	100	30	8	40	100	6202 ZZ
			HRS-125-30	125	30	8	40	110	6202 ZZ
	HRD	<ul style="list-style-type: none"> – Injected rubber (Shore A85) – PP core – Two ball bearings 	HRD-100-30	100	30	8	30	100	608 ZZ
			HRD-125-30	125	30	8	30	110	608 ZZ
			HRD-150-30	150	30	8	30	110	608 ZZ
	SUNS / SUND	<ul style="list-style-type: none"> – High elasticity polyurethane (Shore A70) – Nylon core – Two ball bearings (SUNS: one ball bearing) 	SUNS-75-25	75	25	8	40	90	6202 ZZ
			SUND-100-30	100	30	8	30	100	608 ZZ
			SUND-125-30	125	30	8	30	110	608 ZZ
	LUD	<ul style="list-style-type: none"> – Cast polyurethane (Shore A90) – Aluminum core – Two ball bearings 	LUD-75-30	75	30	8	30	90	608 ZZ
			LUD-100-30	100	30	8	30	120	608 ZZ
			LUD-125-30	125	30	8	30	120	608 ZZ
			LUD-150-30	150	30	8	30	120	608 ZZ
	LUD-WEU	<ul style="list-style-type: none"> – Cast polyurethane (Shore A90) – Aluminum core – Two ball bearings – Anti-static version (10⁸~10⁹Ωcm) 	LUD-WEU-75-30	75	30	8	30	90	608 ZZ
			LUD-WEU-100-30	100	30	8	30	120	608 ZZ
			LUD-WEU-125-30	125	30	8	30	120	608 ZZ
			LUD-WEU-150-30	150	30	8	30	120	608 ZZ
	LUP	<ul style="list-style-type: none"> – Cast polyurethane (Shore A90) – Aluminum core – Plain bearing 	LUP-75-17	75	17	10	22	75	Plain

FOOT MASTER®

Light duty casters

PL series









 75~120kg  RoHS  -10~90°C



Brackets: Pressed steel plate, precision ball bearing in the swivel head which is advantageous to smooth swiveling and excellent durability, strong integrated pressed steel frame, total-lock top brake system which is applied in wheel and swivel head simultaneously with independent locking and unlocking lever, bolted wheel axle structure

Surface Treatment: Powder coating, zinc plated

* Recommended Load = Load Cap. × 3

Swivel	Rigid	Swivel with brake	Wheel type	 mm	 mm	 Kg	 mm	 mm	 mm	 mm	 mm
PL-75-ASF	PL-75-ARF	PL-75-BSF	TUS	75	25	75	112,5	40	95x64	78x45 72x45	9
PL-100-ASF	PL-100-ARF	PL-100-BSF		100	30	100	137,5	40			
PL-125-ASF	PL-125-ARF	PL-125-BSF		125	30	110	162,5	40			
PL-75-ASF	PL-75-ARF	PL-75-BSF	HRS	75	25	75	112,5	40	95x64	78x45 72x45	9
PL-100-ASF	PL-100-ARF	PL-100-BSF		100	30	100	137,5	40			
PL-125-ASF	PL-125-ARF	PL-125-BSF		125	30	110	162,5	40			
PL-100-ASF	PL-100-ARF	PL-100-BSF	TUD	100	30	100	137,5	40	95x64	78x45 72x45	9
PL-125-ASF	PL-125-ARF	PL-125-BSF		125	30	110	162,5	40			
PL-150-ASF	PL-150-ARF	PL-150-BSF		150	30	110	188	40			
PL-100-ASF	PL-100-ARF	PL-100-BSF	HRD	100	30	100	137,5	40	95x64	78x45 72x45	9
PL-125-ASF	PL-125-ARF	PL-125-BSF		125	30	110	162,5	40			
PL-150-ASF	PL-150-ARF	PL-150-BSF		150	30	110	188	40			

Options

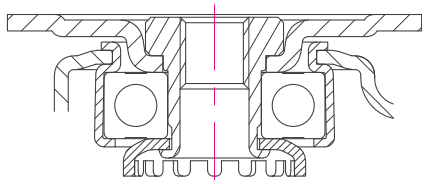
						
Code Suffix	TUS	HRS	TUD	HRD	-FZN	-WEU
Description	Inj. PU(A92)	Rubber(A85)	Inj. PU(A92)	Rubber(A85)	Zinc-plated frame	Anti-static(Black)
Available for	75 ~ 125	75 ~ 125	100 ~ 150	100 ~ 150	75 ~ 150	75 ~ 150

FOOT MASTER®

Light duty casters

PL series









 75~120kg  RoHS  -10~90°C



Brackets: Pressed steel plate, precision ball bearing in the swivel head which is advantageous to smooth swiveling and excellent durability, strong integrated pressed steel frame, total-lock top brake system which is applied in wheel and swivel head simultaneously with independent locking and unlocking lever, bolted wheel axle structure

Surface Treatment: Powder coating, zinc plated

* Recommended Load = Load Cap. × 3

Swivel	Rigid	Swivel with brake	Wheel type	 mm	 mm	 Kg	 mm	 mm	 mm	 mm	 mm
PL-75-ASF	PL-75-ARF	PL-75-BSF	LUD	75	30	90	112,5	40	95x64	78x45 72x45	9
PL-100-ASF	PL-100-ARF	PL-100-BSF		100	30	120	137,5	40			
PL-125-ASF	PL-125-ARF	PL-125-BSF		125	30	120	162,5	40			
PL-150-ASF	PL-150-ARF	PL-150-BSF		150	30	120	188	40			
PL-75-ASF	PL-75-ARF	PL-75-BSF	SUNS	75	25	75	112,5	40	95x64	78x45 72x45	9
PL-100-ASF	PL-100-ARF	PL-100-BSF	SUND	100	30	100	137,5	40	95x64	78x45 72x45	9
PL-125-ASF	PL-125-ARF	PL-125-BSF		125	30	110	162,5	40			

Options

						
Code Suffix	SUNS	SUND	LUD	-FZN	-WEU	
Description	Elastic PU(A70)	Elastic PU(A70)	Cast PU(A90)	Zinc-plated frame	Anti-static(Black)	
Available for	75	100 ~ 125	75 ~ 150	75 ~ 150	75 ~ 150	