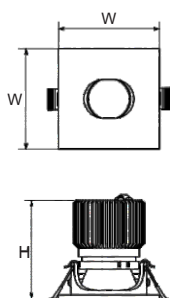




LED RECESSED DOWNLIGHT PRHF Series











Note:

- Published lumen is total luminous flux of luminaire
- PF ≥ 0.9
- Lifespan: 50,000 hours
- CRI ≥ 80

≥ 0.9	80Ra	IP44	50,000 Hours	AC100 240V	50-60Hz
Power factor	CRI	Protection grade	Lifespan	Voltage	Frequency

Outstanding features

-  Cree/Bridgelux
-  Beam angle: 10°, 23°, 36°
-  Low glare
-  High quality material and exceptional energy saving performance
-  Easy installation and maintenance
-  3000K(Warm white) / 4200K(Neutral white) / 6500K(Cool daylight)
-  Compatible with Emergency Backup Battery
-  Minimise blue light emission

SPECIFICATION AND PRICE

Model	PRHF90L3	PRHF90L5	PRHF90L7	PRHF90L12
LED chip	Cree/Bridgelux			
Wattage (W)	3W	5W	7W	12W
Efficacy (Lm/W)	60	60	60	60
Lumen (Lm)	180	300	420	720
Color temperature (K)	3000/4200/6500			
Dimensions (mm) (WxH)	90x65	90x75	90x88	90x108
Ceiling cut-out (mm)	80x80	80x80	80x80	80x80
Unit price (USD)	\$12.39	\$12.91	\$13.83	\$21.57

Suggested installation areas



CCT 2700K and compatibility with Triac, Dali, 1-10V dimmers are available upon request.