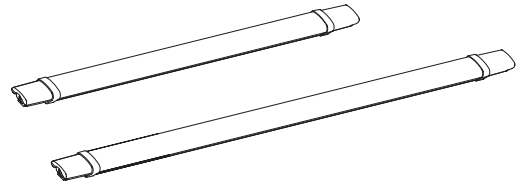



Waterproof LED Work Lights

QL-PL



Thank you for purchasing Qlight's products. Please read this user manual carefully prior to installation and operation to ensure safe and correct use.

⚠ Precautions for Safety

Failure to follow the instructions below may cause a loss of life or serious physical injury.

1. During wiring or maintenance, please completely turn off the power of the product. (Failure to follow this may lead to an electric shock.)
2. Do not install the product in locations that subjects it to excessive dust or water other than the conditions designated by the IP protection ratings indicated for each product. (Failure to follow these instructions may cause a fire to the product, electric shock, physical injury, malfunction or damage to the product.)
3. Do not alter or repair this product. If maintenance or repair service is required, please contact your local Qlight contact point. (Failure to follow these instructions may lead to fire, electric shock, or product damage.)
4. Please apply the correct voltage to the product. (Failure to follow these instructions may lead to fire, electric shock, or product damage.)
5. When the product is applied to a condition that may impact lives or property, please make sure to have a double safety device. (Failure to follow this may cause damage to property, fire, electric shock and loss of life.)

⚠ Precautions for Correct Use

Failure to follow the proper instructions may cause damage to property, the product, and or malfunction of the product that would void the warranty.

1. Please remove any objects that can interrupt ventilation around the product.
2. Please turn off the power of the product immediately if it fails to operate properly.
3. Carefully wire the product according to each product's specification.
4. Please be careful in preventing chemicals such as thinner, benzene, etc. in contact with the surface of the product.
5. Do not apply excessive force/impact to the product.
6. Failure to follow any of the instructions above may cause malfunction or damage to the product, fire, and electric shock.
7. Wire the product in an environment without coolant in order to prevent coolant flowing into the core wire of power line
8. Keep the lens in a clean condition (Contamination may cause luminance decrease)
9. Clean the product using a soft cloth dampened with water (Do not use thinner, benzene, gasoline and oil)

Ordering Specifications

QL-PL	600	W	220
[Model number]	[Product length]	[Light color]	[Voltage]
• QL-PL	• 600 - 600mm • 1,200 - 1,200mm	• W : Cool daylight • A : Incandescent	• 220 - AC220V



Please scan the QR code for more detailed product information.


www.qlight.com

Product Specifications

■ Optics Specifications

Model number	QL-PL-600-A	QL-PL-600-W	QL-PL-1200-A	QL-PL-1200-W
Lens color	Translucent			
Light color (Standard)	Incandescent	Cool daylight	Incandescent	Cool daylight
Color temperature (Standard)	3,000K	6,500K	3,000K	6,500K
Luminous flux	1,200lm	1,500lm	3,500lm	3,500lm
Illumination (at 1m)	500Lux	550Lux	1,200Lux	1,400Lux

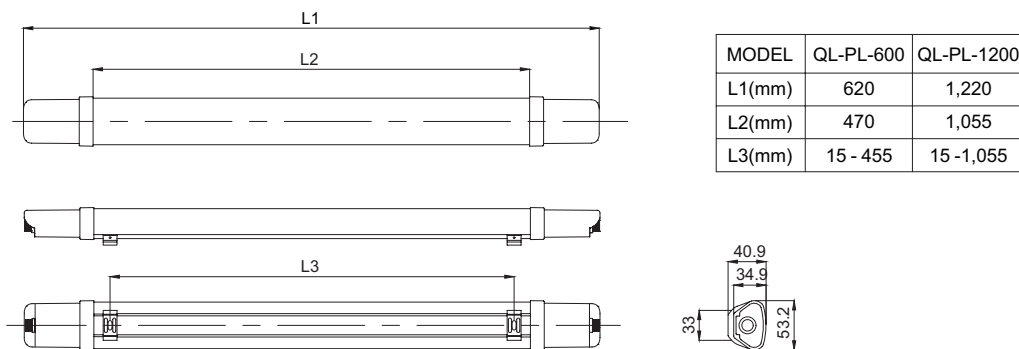
■ General Product Specifications

Model number	QL-PL-600-A	QL-PL-600-W	QL-PL-1200-A	QL-PL-1200-W
Rated voltage	AC220V/60Hz			
Current	110mA	110mA	190mA	190mA
Power consumption	25W	25W	46W	46W
Operating temperature	-20°C ~ +40°C			
Protection rating	IP65			
Materials	Housing-PC, Side cover-PC, Bracket-ST3			
Certificate				
Weight(approx.)	0.147kg	0.147kg	0.283kg	0.283kg

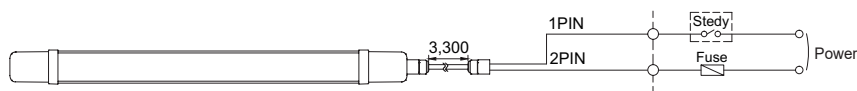
Dimensions

(Units : mm)

QL-PL-600-A/ QL-PL-600-W/ QL-PL-1200-A/ QL-PL-1200-W



Wiring Instructions

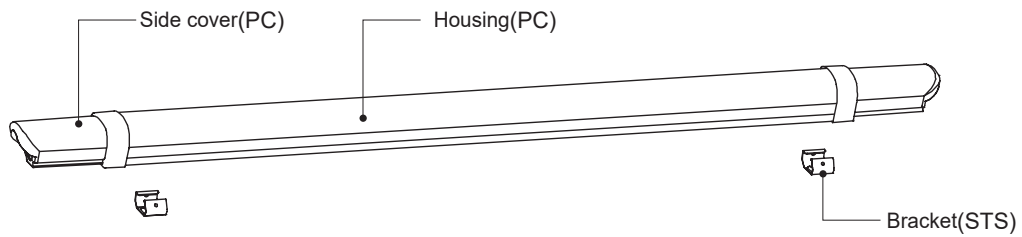


- External power line - HO5RN-F (2x0.75mm²) 3,300mm
M12-2PIN connector attached type (waterproof)
- This product can be wired regardless of polarity.

Parts Definition/ Bracket Adjustment

■Parts Definition

QL-PL-600-A/ QL-PL-600-W/ QL-PL-1200-A/ QL-PL-1200-W



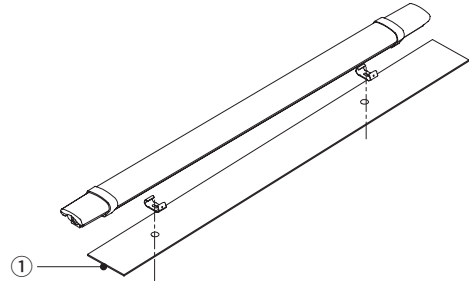
■ Bracket Adjustment

- Mounting brackets are removable with special sliding structure that allows easy adjustment of distance between the two mounting brackets.

Installation/ Mounting Hole Specifications

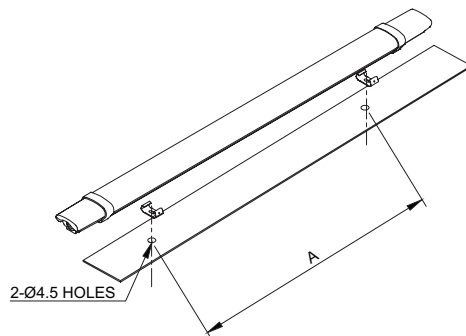
■ Installation

- First, machine taps or holes on the mounting surface ①.
- The mounting hole of this product is 4.2mm in diameter(long hole).
- When machining taps, fasten the bolt through the mounting hole of the product.
- When machining holes, insert the bolt through the hole of the product, and tighten the nut from the opposite side of the mounting surface.
- Install flat washer and spring washer when fastening bolt and nut.



■ Mounting Hole Specifications

- Machine holes on the mounting surface referring to the diagram below.



MODEL	A
QL-PL-600 Series	15 ~ 455
QL-PL-1200 Series	15 ~ 1055

QL-PL-600-A/ QL-PL-600-W/ QL-PL-1200-A/ QL-PL-1200-W

Installation Environment and Protection Rating

- This product is designed for use with protection rating of IP65.
- If the product is installed in locations that subject it to excessive dust or water other than the designated IP protection rating indicated(IP65), it may cause malfunction or damage to the product.
- For further information, please visit our website(www.qlight.com).



For your safety

Specification and dimensions listed in this catalogue subject to change without notice for product quality improvement.
The newest product information is available on our website.(www.qlight.com)
Please read the instruction manual attached to the product carefully before installation and use.

Korea Corporation Qlight Co., Ltd. www.qlight.com | trade@qlight.com

Head Office | Suite #1510, STX-V Tower, 128 Gasan Digital 1-ro, Geumcheon-gu, Seoul, 08507, South Korea

Tel: +82-2-2679-6152 Fax: +82-2-2679-6154

Factory(Gimhae Production Headquarters) | 185-25, Mukbang-ro, Sangdong-myeon, Gimhae-si, Gyeongsangnam-do, 50805, South Korea

Tel: +82-55-328-1111

Overseas Sales Department | Qlight Building, 704 Nakdong-daero, Sasang-gu, Busan 47044, South Korea Tel: +82-51-620-4100

Busan Business Center | Qlight Building, 704 Nakdong-daero, Sasang-gu, Busan 47044, South Korea Tel: +82-51-245-0017

China Corporation SHANGHAI Qlight Electronic Co., Ltd. www.qlight.com www.qlightcn.com | qlightcn@qlight.com

Sales Corporation (Shanghai) | Room 333 Building B, No.11, Lane 450, Zhenda Road, Baoshan District, Shanghai, China

Tel: +86-21-6651-7100 Fax: +86-21-6315-3929

Manufacturing Corporation (Qidong) | No.33, Haiyan Road, Qidong High-tech Industrial Development Zone, Qidong, Jiangsu Province, China

Tel: +86-513-8384-9999 Fax: +86-513-8384-9910

Qlightec

Innovation in Alarm & Signal

Product Operation Inquiry / Customer Support +82-51-620-4100

You can expect prompt service if you have exact information such as model name, symptom, telephone number and address.

※ ALL PRODUCT, PRODUCT SPECIFICATIONS AND DATA ARE SUBJECT TO CHANGE WITHOUT NOTICE TO IMPROVE RELIABILITY, FUNCTION OR DESIGN OR OTHERWISE.

Head office : Suite #1510, STX-V Tower, 128 Gasan digital 1-ro, Geumcheon-gu, Seoul, Korea (Postal Code : 08507)

Factory : 185-25, Mukbang-Ro, Sangdong-Myeon, Gimhae-Si, Gyeongsangnam-Do, Korea (Postal Code : 50805)

www.qlight.com

EN - QL-PL-600-A - 2409A