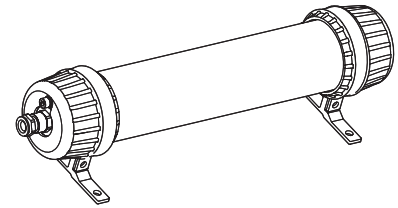


Explosion Proof LED Work Light

QLEX-350



Thank you for purchasing Qlight's products. Please read this user manual carefully prior to installation and operation to ensure safe and correct use.

⚠ Safety Precautions for Explosion Proof Products

Please follow the instruction below to ensure safe and correct use of explosion proof products.

1. Explosion proof products should be managed according to explosion proof regulations. Do not disassemble, assemble, alter or repair the product arbitrarily.
2. The temperature rating of the product is the temperature the product will experience at the applied rated voltage and ambient temperature indicated.
3. Use cable glands that satisfy the product's explosion proof grade and temperature grade.
4. Before installing the product, please make sure all cautions indicated on the labels, packaging, and operation manual of the product are fully understood.
5. Installation, maintenance and repair of the product must be performed by experts in the explosion proof field, or persons who have received relevant training.
6. For safety, the product should be installed and operated in environments that avoid high temperature and high pressure.
7. Please follow general safety precautions and avoid installing the product in locations that may generate excessive heat.
8. When installing the product in places where chemicals are located, please make sure that the environment does not have two or more incompatible chemicals mixed. For safety, please read the instruction manual carefully and be mindful of the chemical compositions where the product is used.
9. This product requires grounding.

⚠ Precaution for Safety

Failure to follow the instructions below may cause a loss of life or serious physical injury.

1. During wiring or maintenance, please completely turn off the power of the product. (Failure to follow this may lead to an electric shock.)
2. Do not install the product in locations that subjects it to excessive dust or water other than the conditions designated by the IP protection ratings indicated for each product. (Failure to follow these instructions may cause a fire to the product, electric shock, physical injury, malfunction or damage to the product.)
3. Do not alter or repair this product. If maintenance or repair service is required, please contact your local Qlight contact point. (Failure to follow these instructions may lead to fire, electric shock, or product damage.)
4. Please apply the correct voltage to the product. (Failure to follow these instructions may lead to fire, electric shock, or product damage.)
5. When the product is applied to a condition that may impact lives or property, please make sure to have a double safety device. (Failure to follow this may cause damage to property, fire, electric shock and loss of life.)

⚠ Precautions for Correct Use

Failure to follow the proper instructions may cause damage to property, the product, or malfunction of the product that would void the warranty.

1. Please remove any objects that can interrupt ventilation around the product.
2. Please turn off the power of the product immediately if it fails to operate properly.
3. Carefully wire the product according to each product's specification.
4. Please be careful in preventing chemicals such as thinner, benzene, etc. in contact with the surface of the product.
5. Do not apply excessive force/impact to the product.
6. Failure to follow any of the instructions above may cause malfunction or damage to the product, fire, and electric shock.
7. Static electricity may be generated by physical contact due to the surface characteristics of this product so please use a wet towel or anti-static cleaner to remove the foreign substances on the product.

Ordering Specifications

QLEX	-	350	-	24
[Model number]		[Length]		[Voltage]
• QLEX		• 350-350mm		• 24-DC24V



Please scan the QR code for more detailed product information.

www.qlight.com


Product Specifications

Explosion Proof Specifications

Model number	QLEX-350
Range for operating voltage	DC 21.5V -26.5V
Ex mark	KCs - Ex d II C T6 NEPSI - Ex d II C T6 Gb
Ambient operating temperature	-40°C ≤ Ta ≤ 60°C
Explosion proof Zone	Zone2
Protection rating	IP66/ IP67

Zone definitions(Gas)	Zone 1	High risk gas/vapour		
	Zone 2	Medium risk gas/vapour		
Group definitions(Gas)	GROUP II A	Acetone, Petrol, Methanol, Propane, Toluene		
	GROUP II B	Ethylene, City gas		
	GROUP II C	Hydrogen, Acetylene, Carbon sulphide		
Maximum surface temperature of electrical equipment	T1	450°C	T4	135°C
	T2	300°C	T5	100°C
	T3	200°C	T6	85°C
Zone definitions(Dust)	Zone 21	High risk powder/dust		
	Zone 22	Medium risk powder/dust		
Group definitions(Dust)	GROUP III A	Ignitable fibers/flyings(more than 0.5mm)		
	GROUP III B	Non-conductive dusts		
	GROUP III C	Conductive dusts		

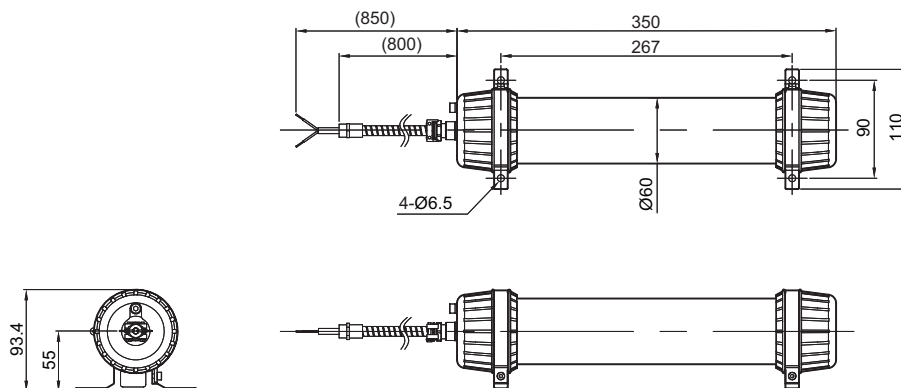
Optics Specifications/ General Product Specification

Optics Specifications	
Model number	QLEX-350
Lens color	Transparent/ Translucent
Light color (Standard)	Cooldaylight
Color temperature (Standard)	5,000-6,000K
Luminous flux	780lm
Illumination(at 1m)	250Lux
General Product Specification	
Model number	QLEX-350
Rated voltage	DC24V
Range for operation voltage	DC21.6V-26.4V
Current	0.36A
Power consumption	8.6W
Insulation resistance	Min. 100MΩ(500V DC mega ohm meter)
Withstanding voltage	DC : 500VAC, 60Hz, 1 minute
Protection rating	IP66/ 67
Materials	Side cover-Al, Lens-PC, Side cover packing-NBR, Bracket-Al
Certificate	
Weight(approx.)	1.12Kg

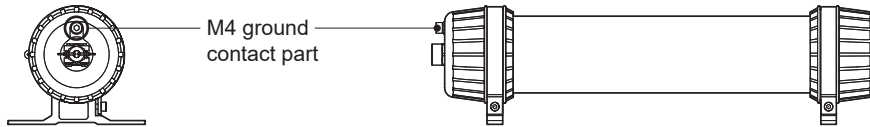
Dimensions

(Units : mm)

QLEX-350

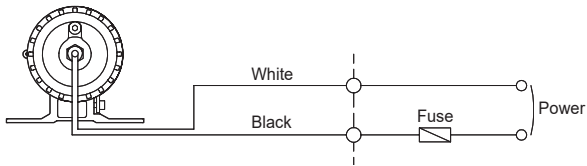


Grounding Instructions



- Please fasten earth line by using M4 earth bolt at the marked area.
- When connecting the grounding cable, please use a ring terminal.
- Please apply O type earth terminal that is more than 4mm².

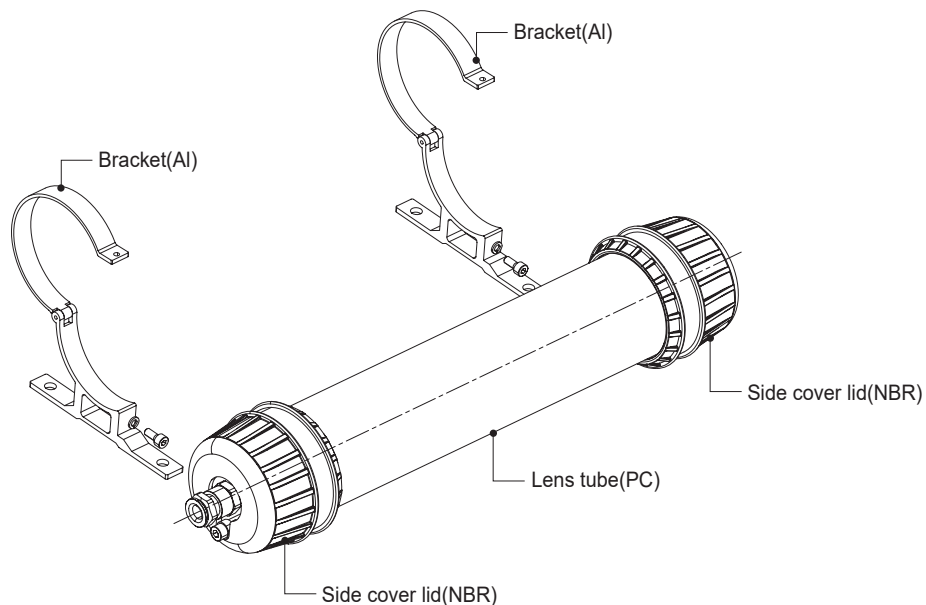
Wiring Instructions



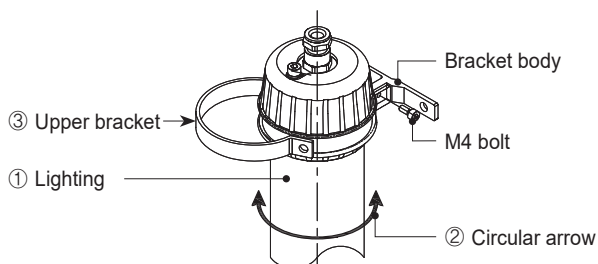
- External power line - Dura & Flex-F VU(0.5sq) x 2C 850mm
- This product can be wired regardless of polarity.

Parts Definition/ Bracket Adjustment

■ Parts Definition



■ Bracket Adjustment



- Please place the product on desired surface area and secure it with brackets (either horizontal or vertical direction is possible).
- Please adjust the light angle by turning the lighting unit ① according to the circular arrow ②.
- Please secure the product and light angle by pushing down the upper bracket ③ around the product.
- Please fasten the upper bracket with M4 fixing bolts.

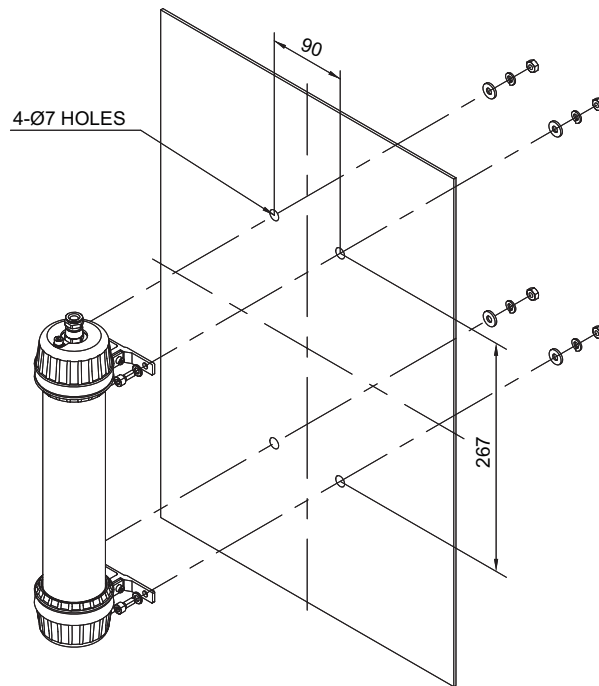
Installation/ Mounting Hole Specifications

■ Installation

- First, machine taps or holes on the mounting surface.
- The mounting hole of this product is 6.5mm in diameter(hole).
- When machining taps, fasten the bolt through the mounting hole of the product.
- When machining holes, insert the bolt through the hole of the product, and tighten the nut from the opposite side of the mounting surface.
(When assembling using bolt and nut, please make sure to use flat washer and spring washer.)

■ Mounting Hole Specifications

- Machine holes on the mounting surface referring to the diagram below..




















Installation Environment and Protection Rating

- This product is designed to be explosion proof.
- Please make sure to use the product in an environment that meets the specified explosion proof rating and regulations.
- For further information, please visit our website (www.qlight.com).

Technical Certification

- Qlight products are designed to meet strict quality and technical standards. Thus, the Qlight brand is widely recognized for its high quality and technical innovations from leading institutions around the world.

 <p>ISO International Organization for Standardization</p> <p>Qlight quality assurance systems have been certified by ISO by applying the ISO 9001:2008, KS Q ISO 9001:2009 regulation.</p>	 <p>IECEX International Explosion Proof Certification (IECEX)</p> <p>Certified that Qlight's products are being manufactured and manage according to international standards.</p>
 <p>ATEX The European Regulatory Framework or Manufacture, Installation and Use of Equipment in Explosive Atmospheres</p> <p>Qlight's explosion proof products comply with ATEX Directives 94/9/EC.</p>	 <p>NEPSI National Supervision and Inspection Center for Explosion Protection and Safety of Instrumentation</p> <p>Qlight's design and manufacturing system meets the People's Republic of China National explosion proof Standard. (Chinese Standard-GB3836/GB12476)</p>
 <p>KCs Explosion Proof Device Safety Certification System</p> <p>The safety performance of machines and equipment subject to safety certification and Technical capability and production system have been certified safety certification standards.</p>	 <p>TIIS Japan Explosion-proof Certification</p> <p>TIIS is a Japanes explosion proof test and certification system accordance with the Ministry of Health, Labour and Welfare Notice and the explosion proof guidelines for factory electrical equipment. Qlight's explosion proof products hasve been tested and certified by TIIS.</p>
 <p>CCS China Classification Society</p> <p>Qlight's design and quality assurance system has been certified by the China Classification Society.</p>	 <p>RMRS Russian Maritime Register of Shipping</p> <p>Qlight's design and quality assurance system has been certified from Russian Maritime Register of Shipping.</p>
 <p>LR Lloyd's Register</p> <p>Qlight's design and quality assurance system has been certified from Lloyd's Register.</p>	 <p>KR Korean Register of Shipping</p> <p>Qlight's design and quality assurance system has been certified by the Korean Register of Shipping.</p>
 <p>KC Korea Safety Certification</p> <p>Qlight's products are certified by KC for preventing accident caused by fire.</p>	 <p>E-mark Commission Directive Regarding Vehicle Industry</p> <p>Qlight has obtained EU mark for approved vehicles and vehicle components sold into the EU(EEA : European Economic Area)</p>
 <p>ICAO International Civil Aviation Organization</p> <p>Qlight guarantees our products satisfy the criteria regulated by the International Civil Aviation Organization(ICAO, FAA).</p>	 <p>KCC Conformity Assessment of Broadcasting Communication Equipment</p> <p>Qlight has been certified to protect the electromagnetic environment that causes unwanted electromagnetic waves from the device, communication failure due to other devices or external radio waves, and malfunction of the device.</p>
 <p>UL Underwriters Laboratories</p> <p>Qlight's design and quality assurance system has been certified from UL to ensure the stability of consumption goods and to protect consumers.</p>	 <p>CCCF China Certification Center for Security & Protection</p> <p>Qlight has passed the rigorous examination process of "Passing Fire Protection Products Centering" In order to sell fire-fighting products such as fire alarm equipment to Chinese market.</p>
 <p>CCC China Compulsory Certificate</p> <p>Qlight's has obtained CCC which guarantees safety, protection against fraud, environment, etc.</p>	 <p>CE European Commission</p> <p>Qlight has been certified by the European Commission.</p>
 <p>RoHS2 Restriction of Hazardous Substances Directive</p> <p>Qlight c omplies with the Restriction of Hazardous Substances Directive by limiting its use of hazardous materials.</p>	



For your safety

Specification and dimensions listed in this catalogue subject to change without notice for product quality improvement.
The newest product information is available on our website.(www.qlight.com)
Please read the instruction manual attached to the product carefully before installation and use.

Qlight Co., Ltd. www.qlight.com | trade@qlight.com

Head Office | Suite #1510, STX-V Tower, 128 Gasan digital 1-ro, Geumcheon-gu, Seoul, Korea

Tel. +82-2-2679-6152(Toll free. +82-80-328-2222) Fax. +82-2-2679-6154

Factory | 185-25, Mukbang-ro, Sangdong-myeon, Gimhae-si, Gyeongsangnamdo, Korea Tel. +82-55-328-1111(Toll free. +82-80-328-1111)

Qlight OverSEAs Sales Dept | 704 Nakdong-daero, Sasang-gu, Busan, Korea(Eomgung-Dong) Tel : +82-51-620-4100

Qlight Public Relations & Marketing Team Office | 704 Nakdong-daero, Sasang-gu, Busan, Korea(Eomgung-Dong) Tel. +82-51-245-0017

Qlight USA, Inc. www.qlight.com www.qlightusa.com | sales@qlightusa.com

3003 North First Street, Suite #341, San Jose, CA 95134 USA Tel. +1-408-519-5740 Fax. +1-408-519-5739

SHANGHAI Qlight Electronic Co., Ltd. www.qlight.com www.qlightcn.com | qlightcn@qlight.com

China Factory/ Shanghai Sales Office | #19, Nanda Road, Baoshan Area, Shanghai, China Tel. +86-21-6651-7100 Fax. +86-21-6315-3929

China Factory Site 2 (Qidong) | #33, Haiyan Road, Qidong High-tech Industrial Development Zone, Qidong, Jiangsu Province, China

Tel +86-513-8384-9999 Fax +86-513-8384-9910

Qlightec

Innovation in Alarm & Signal

Product Operation Inquiry / Customer Support +82-51-620-4100

You can expect prompt service if you have exact information such as model name, symptom, telephone number and address.

※ ALL PRODUCT, PRODUCT SPECIFICATIONS AND DATA ARE SUBJECT TO CHANGE WITHOUT NOTICE TO IMPROVE RELIABILITY, FUNCTION OR DESIGN OR OTHERWISE.

Head office : Suite #1510, STX-V Tower, 128 Gasan digital 1-ro, Geumcheon-gu, Seoul, Korea (Postal Code : 08507)

Factory : 185-25, Mukbang-Ro, Sangdong-Myeon, Gimhae-Si, Gyeongsangnam-Do, Korea (Postal Code : 50805)

www.qlight.com

EN - QLEX-350 - 2108A