

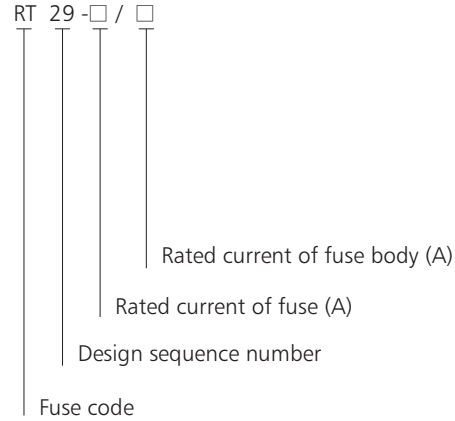


RT29 Cylinder Cap Fuse

1. General

- 1.1 Electric ratings: AC500V, up to 125A;
- 1.2 Application: for protection of power distribution apparatus against over-load and short circuit;
- 1.3 The combination of the fuse with impinger and fuse type disconnecter can be used for phase-failure protection of motors. Time delay fuse (aM) can be used for protection of motor starting;
- 1.4 standard: IEC 60269.

2. Type Designation



3. Main Technical Parameters and Dimensions

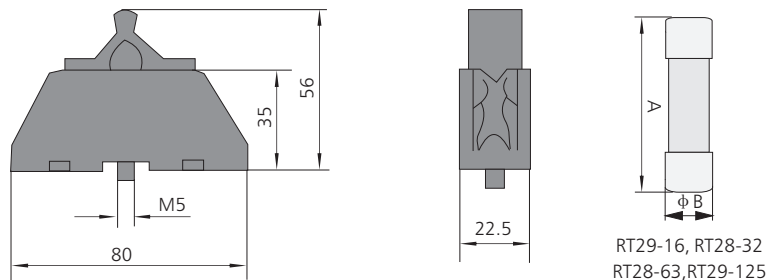
3.1 Fuse body

Model	Rated voltage (V)	Rated current (A)	Power consumption (W)	Breaking capacity (kA)	Dimension(mm) B×A	Weight (Kg)
RT29-16	500V	2, 4, 6, 8, 10, 16	≤2.5	100	8.5×31.5	0.0045
RT28-32	500V	2, 4, 6, 8, 10, 16, 20, 25, 32	≤3	100	10×38	0.009
RT28-63	500V	10, 16, 20, 25, 32, 40, 50, 63	≤5	100	14×51	0.022
RT29-125	500V	25, 32, 40, 50, 63, 80, 100, 125	≤9.5	100	22×58	0.06

2.1 Fuse holder

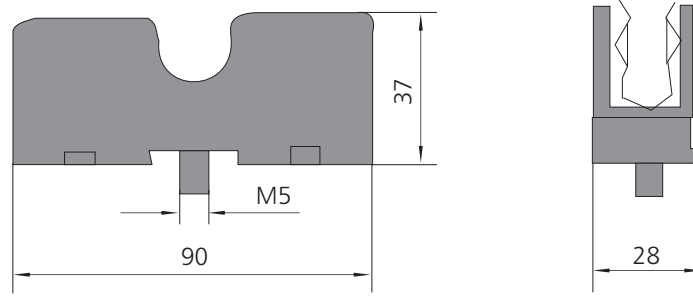
Model	Matched fuse holder	Rated current (A)	Weight (Kg)
RT29-16	RT29-16	16	0.035
RT29-16D	RT29-16D	16	0.040
RT29-32	RT14-20, RT28-32	32	0.06
RT29-63	RT28-63	63	0.07
RT29-125	RT14-63(≤63A), RT29-125	125	0.13

RT29-32

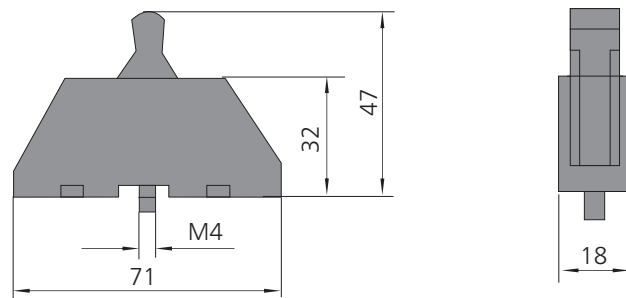


Fuses

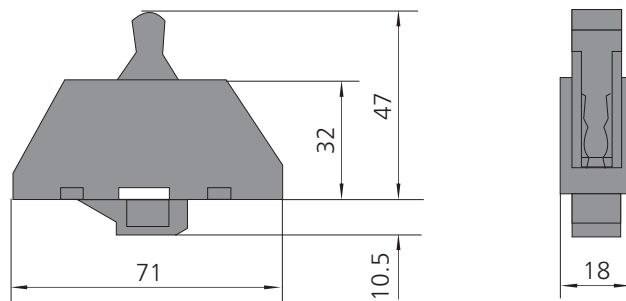
RT29-63



RT29-16



RT29-16D



RT29-125

