

Ø 22/25 mm Mushroom-Head Push Button Switches



S2BR Series CATALOG




For your safety, read and follow the considerations written in the instruction manual, other manuals and Autronics website.




The specifications, dimensions, etc. are subject to change without notice for product improvement. Some Models may be discontinued without notice.

Features

- Smooth operation
- High electrical conductivity
- Long-lasting durability

Specifications

Series	S2BR Series
Actuation distance	5.0 to 5.5 mm
Actuation force	0.5 kgf (4.9 N) (per 1 contact)
Installation	Extended
Shock	300 m/s ² (≈ 30 G) in each X, Y, Z direction for 3 times
Shock (malfunction)	100 m/s ² (≈ 10 G) in each X, Y, Z direction for 3 times
Vibration	1.5 mm amplitude at frequency of 10 to 55 Hz (for 1 min) in each X, Y, Z direction for 2 hours
Vibration (malfunction)	1.5 mm amplitude at frequency of 10 to 55 Hz (for 1 min) in each X, Y, Z direction for 10 minutes
Mechanical life cycle (control unit life cycle)	≥ 1 million operations (20 operations/min)
Ambient temperature	-15 to 55 °C, storage: -25 to 65 °C (no freezing or condensation)
Ambient humidity	35 to 85 %RH, storage: 35 to 85 %RH (no freezing or condensation)
Protection structure	Control unit: IP52 (IEC standard)
Approval	CE   ENEC 
Control unit weight	≈ 21 g
Housing weight	≈ 7 g

Contact blocks	
Power supply / current	110 VAC~ / 10 A, 250 VAC~ / 6 A
Dielectric strength	2,500 VAC~ 50/60 Hz for 1 minute
Insulation resistance	≥ 1,000 MΩ (500 VDC= megger)
Contact resistance	≤ 20 mΩ (initial)
Electrical life cycle	≥ 100,000 operations (20 operations/min)
Contact material	AgNi10
Approval	CE   ENEC 
Weight	Modular type: ≈ 10 g, Singular type: ≈ 11 g

Sold Separately

- Contact blocks (SA□-C□□)
- Switch enclosures (SA-□B□)
- Locking handle (SA□-LH)
- Switch washer (SA-SW□)

Ordering Information

This is only for reference. For selecting the specified Model, follow the Autonics website.

Model is based on control unit+block combination. Control units or blocks are sold separately. In case of block, refer to control switch accessories.

S2BR	-	P	1	①	②	③
Control unit					Block	

① Color

R: Red
G: Green

② Contact block

A: 1 A contact
2A: 2 A contacts
3A: 3 A contacts
B: 1 B contact
2B: 2 B contacts
3B: 3 B contacts
AB: 1 A contact, 1 B contact
2AB: 2 A contacts, 1 B contact
A2B: 1 A contact, 2 B contacts

③ Block

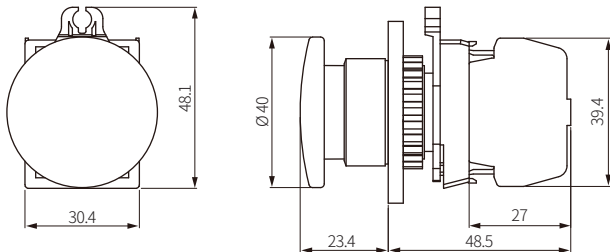
No mark: Singular type
M: Modular type

Model	Contact block		LED block	
	A contact	B contact	AC/DC voltage	AC voltage
S2BR-P1□A(M)	1	-		
S2BR-P1□2A(M)	2	-		
S2BR-P1□3A(M)	3	-		
S2BR-P1□B(M)	-	1		
S2BR-P1□2B(M)	-	2		
S2BR-P1□3B(M)	-	3		
S2BR-P1□AB(M)	1	1		
S2BR-P1□2AB(M)	2	1		
S2BR-P1□A2B(M)	1	2		

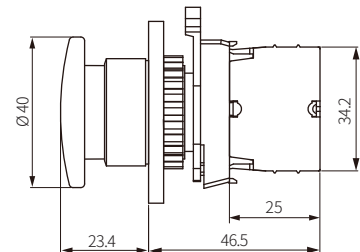
Dimensions

- Unit: mm, For the detailed drawings, follow the Autonics website.
- Panel thickness: ≤ 6 mm

■ S2BR-P1□ (singular type block)



■ S2BR-P1□ M (modular type block)



■ Panel cut-out

