

## Guide for selection of wheels : Stainless steel casters

Image	Series	Description	Wheel code	Wheel dia mm	Wheel width mm	Axle bore mm	Hub length mm	Load capacity Kg	Bearing type
	NYN	– Nylon 66(Shore D70) – No bearing	NYN-50-25	50	25	10	27	280	X
			NYN-63-30	63	30	12	34	550	X
	MCN	– MC nylon(Shore D80) – No bearing	MCN-49-25	49	25	10	27	280	X
			MCN-62-28	62	28	12	33	550	X
	MCD	– MC nylon(Shore D80) – Two stainless steel ball bearings	MCD-130-48	130	48	20	48	600	6204 ZZ
			MCD-150-48	150	48	20	48	600	6204 ZZ
	TUN	– Injected polyurethane (Shore A92) – PP core – No bearing	TUN-75-25	75	25	8	40	75	X
			TUN-100-30	100	30	8	40	100	X
			TUN-125-30	125	30	8	40	110	X
	TUSS	– Injected polyurethane (Shore A92) – PP core – One stainless steel ball bearing	TUSS-75-25	75	25	8	40	75	6202 ZZ
			TUSS-100-30	100	30	8	40	100	6202 ZZ
			TUSS-125-30	125	30	8	40	110	6202 ZZ
	TUD	– Injected polyurethane (Shore A92) – PP core – Two stainless steel ball bearings	TUD-100-30	100	30	8	30	100	608 ZZ
			TUD-125-30	125	30	8	30	110	608 ZZ
	HRN	– Injected rubber (Shore A85) – PP core – No bearing	HRN-75-25	75	25	8	40	75	X
			HRN-100-30	100	30	8	40	100	X
			HRN-125-30	125	30	8	40	110	X
	HRSS	– Injected rubber (Shore A85) – PP core – One stainless steel ball bearing	HRSS-75-25	75	25	8	40	75	6202 ZZ
			HRSS-100-30	100	30	8	40	100	6202 ZZ
			HRSS-125-30	125	30	8	40	110	6202 ZZ
	HRD	– Injected rubber (Shore A85) – PP core – Two stainless steel ball bearings	HRD-100-30	100	30	8	30	100	608 ZZ
			HRD-125-30	125	30	8	30	110	608 ZZ
			HRD-130-48	130	48	15	50	180	6202 ZZ
			HRD-150-48	150	48	15	50	210	6202 ZZ

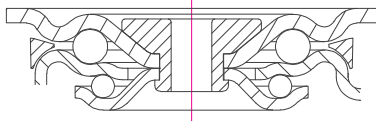
# FOOT MASTER®

## Stainless steel casters SGL series

 65~100kg









 RoHS

 -10~90°C



**Brackets:** Pressed stainless steel plate, double ball bearing in the swivel head, strong integrated pressed stainless steel frame, dust protection cover in the swivel head, smooth-operating top brake system, bolted wheel axle structure, completely corrosion-resistant components applied

\* Recommended Load = Load Cap. × 3

Swivel	Rigid	Swivel with brake	Wheel type	 mm	 mm	 Kg	 mm	 mm	 mm	 mm	 mm
SGL-75-ASF	SGL-75-ARF	SGL-75-BSF	TUN	75	25	65	105	40	95x64	78x45 72x45	9
SGL-100-ASF	SGL-100-ARF	SGL-100-BSF		100	30	90	130	37			
SGL-125-ASF	SGL-125-ARF	SGL-125-BSF		125	30	100	157	35			
SGL-75-ASF	SGL-75-ARF	SGL-75-BSF	HRN	75	25	65	105	40	95x64	78x45 72x45	9
SGL-100-ASF	SGL-100-ARF	SGL-100-BSF		100	30	90	130	37			
SGL-125-ASF	SGL-125-ARF	SGL-125-BSF		125	30	100	157	35			
SGL-75-ASF	SGL-75-ARF	SGL-75-BSF	TUSS	75	25	65	105	40	95x64	78x45 72x45	9
SGL-100-ASF	SGL-100-ARF	SGL-100-BSF		100	30	90	130	37			
SGL-125-ASF	SGL-125-ARF	SGL-125-BSF		125	30	100	157	35			
SGL-75-ASF	SGL-75-ARF	SGL-75-BSF	HRSS	75	25	65	105	40	95x64	78x45 72x45	9
SGL-100-ASF	SGL-100-ARF	SGL-100-BSF		100	30	90	130	37			
SGL-125-ASF	SGL-125-ARF	SGL-125-BSF		125	30	100	157	35			
SGL-100-ASF	SGL-100-ARF	SGL-100-BSF	TUD	100	30	90	130	37	95x64	78x45 72x45	9
SGL-125-ASF	SGL-125-ARF	SGL-125-BSF		125	30	100	157	35			
SGL-100-ASF	SGL-100-ARF	SGL-100-BSF	HRD	100	30	90	130	37	95x64	78x45 72x45	9
SGL-125-ASF	SGL-125-ARF	SGL-125-BSF		125	30	100	157	35			

### Options

						
Code Suffix	TUN	HRN	TUSS	HRSS	TUD	HRD
Description	Inj. PU(A92)	Rubber(A85)	Inj. PU(A92)	Rubber(A85)	Inj. PU(A92)	Rubber(A85)
Available for	75 ~ 125	75 ~ 125	75 ~ 125	75 ~ 125	100 ~ 125	100 ~ 125