

BRUSHLESS MEDIUM TORQUE DC-TYPE AUTOMATIC VACUUM SCREWDRIVERS

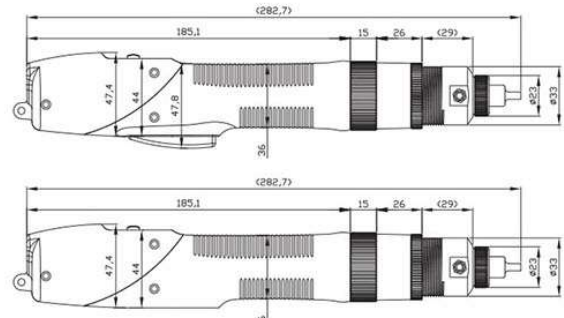


SKD-BN500 (VACUUM TYPE) Series



- Vacuum screwdriver was taking the series of SKD-BN500L/P as reference and being created by adding the vacuum head. The main purpose is sucking the non-magnetic screws, such as plastic screws / aluminum-made screws / stainless steel screws and any other screws that does not contain magnetic.
- Any type and specification of screws can be sucked which only need to replace the head to KS-5B.
- The suction of vacuum pump is powerful; if the screws tray is using together, it will be more convenient and easy. The screws can be placed at the tray first and then sucked by the vacuum screwdriver.
- CE and ETL are optional

External Dimension

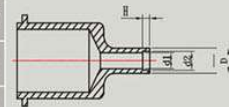


Specifications

Model	SKD-BN512L (VACUUM TYPE)	SKD-BN512P (VACUUM TYPE)	SKD-BN519L/P (VACUUM TYPE)	SKD-BN517L/P/PF (VACUUM TYPE)	SKD-BN512LF (VACUUM TYPE)	SKD-BN512PF (VACUUM TYPE)	
Input Voltage	DC24V or DC32V						
Torque	(kgf.cm)	1.5~12	2~12	3~19	3~17	1.5~12	2~12
	(Lbf.in)	1.33~10.44	1.77~10.44	2.57~16.46	2.57~14.78	1.32~10.44	1.77~10.44
	(N.m)	0.15~1.18	0.2~1.18	0.29~1.86	0.29~1.67	0.15~1.18	0.2~1.18
Repeatable Torque Accuracy(%)	±3%						
Torque Adjustment	Stepless						
Free Speed (r.p.m)	HI	1000	1000	1000	2000	2000	2000
	LO	700	700	700	—	—	—
Screw Size Dia (mm)	Machine Screw	1.6~3.0	1.6~3.0	2.3~3.5	1.6~3.0	1.6~3.0	1.6~3.0
	Tapping Screw	1.6~2.6	1.6~2.6	2.3~3.0	1.6~2.6	1.6~2.6	1.6~2.6
Power Consumption	55W						
Weight(g)	520						
Length(mm)	283						
ESD(Anti-Static)	✓ (with black housing)						
CE	✓						
RoHS	✓						
Power Controller	SKP-32BC-60W			SKP-BE32HL(6P)			
Bit Type							

Bit nozzle specification

PART NO	d1	d2	D	H	Bit Dia (mm) T x D x L
P11032	2.2	3	4	1.3	00X1.5X60
P11032-1	2.7	4	5	1.5	0X2.0X60
P11032-2	3.2	4.5	5.5	2	1X2.5X60
P11032-3	3.7	5.8	6.8	3	BN200:1X3.0X60 BN500:2X3.0X60

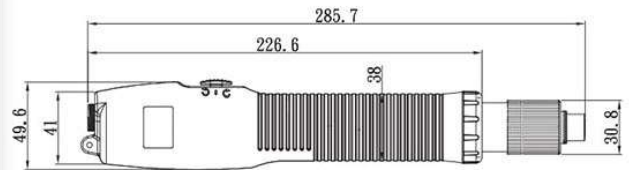


**Please contact with your agent for special customization

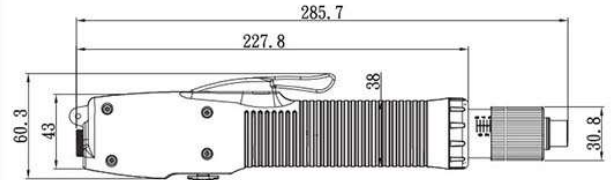


- Brushless feature is applicable in a clean-room environment. The output of torque is highly stable. It is not only a easy-operate equipment but also be operated continuously for a long period.
- One LED on the housing is to remind the operators that the screwdriver is connecting to the power controller.
- Besides, it is a non-carbon, low-noise equipment, and low voltage.
- The best choice when composing the vertical's internal parts and/or any large-size electric equipments, including home appliances, LED/LCD panels and etc.
- CE and ETL are optional

External Dimension

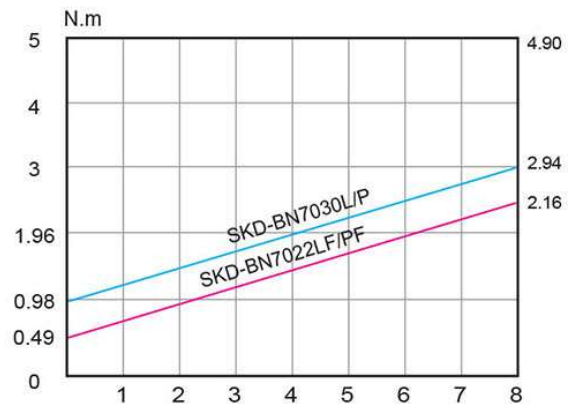


SKD-BN7000P



SKD-BN7000L

Torque Range Chart



Specifications

Model		SKD-BN7022L/PF	SKD-BN7030L/P
Input Voltage		DC24V/32V	
Power Consumption		55W	
Torque	(kgf.cm)	5~22	10~30
	(Lbf.in)	4.33~19.12	8.67~26.02
	(N.m)	0.49~2.16	0.98~2.94
Repeatable Torque Accuracy(%)		±3%	
Torque Adjustment		Stepless	
Free Speed (r.p.m)	HI	2000	1200
	LO		900
Screw Size Dia (mm)	Machine Screw	2.6~4.0	2.6~4.0
	Tapping Screw	2.6~3.5	2.6~3.5
Weight(g)		790	
Length(mm)		290	
ESD(Anti-Static)		✓(with black housing)	
CE		—	
RoHS		✓	
Power Controller		SKP-BE32HL(6P)	
Bit Type			

Accessories

