

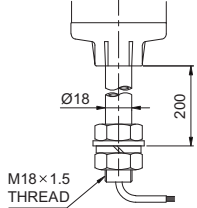


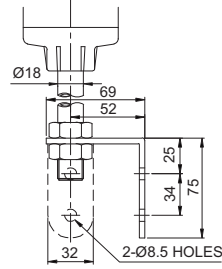

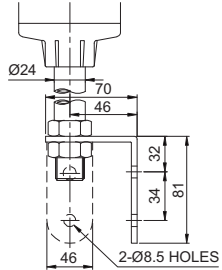


Tower Light Mounting Brackets

Tower Light Mounting Brackets






User can select from a variety of mounting brackets options depending on their application conditions.

(Units : mm)

Features	Product Image	Technical Diagram for Applicable Models
<p>Standard type pole mount installation. There is a screw at the end of the pole and it is equipped with nut for installation.</p> <p>Material : Steel</p> 	 <p>18mm SCREW & NUT (Standard Type)</p>	 <p>ST45B, ST45BF, ST45L, ST45LF, ST56B, ST56BF, ST56L, ST56LF, ST56EL, ST56ELF, STC45L, STC56EL, STC56L, QT50L, QT50LF, QT50LS, QT50LR, STG40L, STG40LF, STG50L, STG50LF, ST45L-ETN, ST56EL-ETN, ST56L-ETN, ST45L-USB, ST56EL-USB, ST56L-USB</p>
<p>L-type bracket is attached to the pole mount tower light for installation to the side of the equipment.</p> <p>Material : Steel</p> 	 <p>LB18</p>	 <p>ST45B, ST45BF, ST45L, ST45LF, ST56B, ST56BF, ST56L, ST56LF, ST56EL, ST56ELF, ST56WL, STC45L, STC56EL, STC56L, QT50L, QT50LF, QT50LS, QT50LR, STG40L, STG40LF, STG50L, STG50LF, ST45L-ETN, ST56EL-ETN, ST56L-ETN, ST45L-USB, ST56EL-USB, ST56L-USB</p>
	 <p>LB24</p>	 <p>ST80B, ST80BF, ST80L, ST80LF, ST80EL, ST80ELF, STC80L, STC80LF, STC80EL, STC80ELF, QT70L, QT70LF, QT70LS, QT70LR, ST80EL-ETN, ST80L-ETN, ST80EL-USB, ST80L-USB</p>



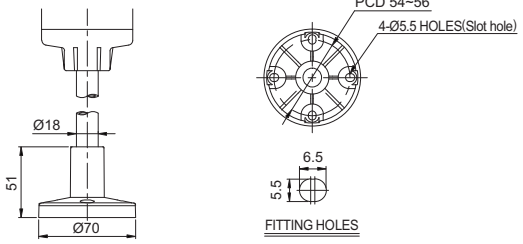


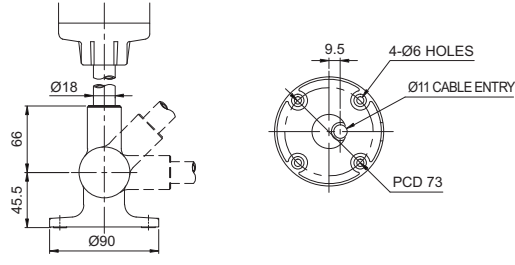

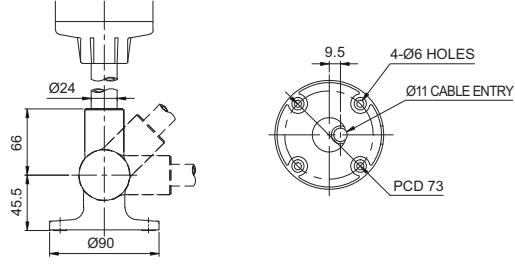
Tower Light Mounting Brackets

(Units : mm)

Features	Product Image	Technical Diagram for Applicable Models
<p>High-end L-type bracket is attached to the pole mount tower light for side of equipment installations. Wires can be threaded through the side of the bracket or come out at the bottom. The threads inside the bottom of the bracket can enable use of cable connectors.</p> <p>Material : PC Color : Ivory</p> 	 <p>LW18</p>	<p>ST45B, ST45BF, ST45L, ST45LF, ST56B, ST56BF, ST56L, ST56LF, ST56EL, ST56ELF, STC45L, STC56EL, STC56L, QT50L, QT50LF, QT50LS, QT50LR, STG40L, STG40LF, STG50L, STG50LF</p>
<p>Round-shaped bracket for horizontal surface installation.</p> <p>Material : Al Color : Silver</p> 	 <p>SZ18</p>	<p>ST45B, ST45BF, ST45L, ST45LF, ST56B, ST56BF, ST56L, ST56LF, ST56EL, ST56ELF, STC45, STC56EL, STC56L, QT50L, QT50LF, QT50LS, QT50LR, STG50L, STG40LF, STG50L, STG50LF</p>
	 <p>SZ24</p>	<p>ST80B, ST80BF, ST80L, ST80LF, ST80EL, ST80ELF, STC80L, STC80LF, STC80EL, STC80ELF, QT70L, QT70LF, QT70LS, QT70LR</p>

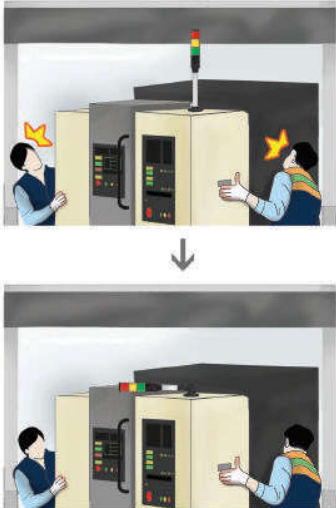

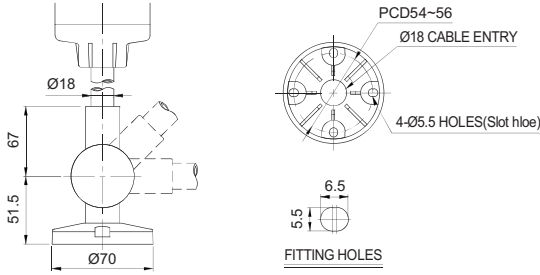

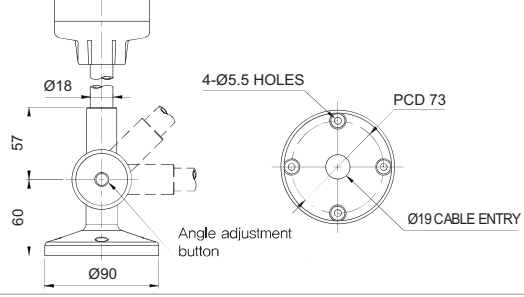


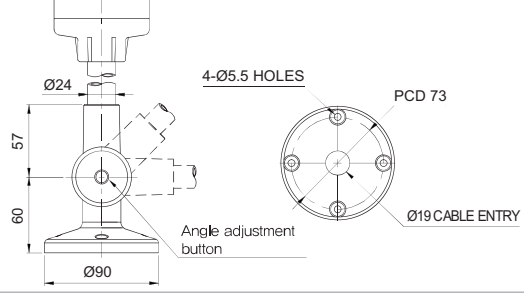
Tower Light Mounting Brackets

(Units : mm)

Features	Product Image	Technical Diagram for Applicable Models
<p>Round-shaped bracket for horizontal surface installation.</p> <p>Material : PC Color : Black</p> 	 <p>QZ18</p>	 <p>ST45B, ST45BF, ST45L, ST45LF, ST56B, ST56BF, ST56L, ST56LF, ST56EL, ST56ELF, STC45L, STC56EL, STC56L, QT50L, QT50LF, QT50LS, QT50LR, STG40L, STG40LF, STG50L, STG50LF</p>
<p>A angle adjustable bracket (15 degree intervals for a range of 0-180 degrees) enables easy vertical, horizontal, and slanted installation.</p> <p>Material : Al Color : Silver</p> 	 <p>SL18</p>	 <p>ST45B, ST45BF, ST45L, ST45LF, ST56B, ST56BF, ST56L, ST56LF, ST56EL, ST56ELF, STC45L, STC56EL, STC56L, QT50L, QT50LF, QT50LS, QT50LR, STG40L, STG40LF, STG50L, STG50LF</p>
	 <p>SL24</p>	 <p>ST80B, ST80BF, ST80L, ST80LF, ST80EL, ST80ELF, STC80L, STC80LF, STC80EL, STC80ELF, QT70L, QT70LF, QT70LS, QT70LR</p>



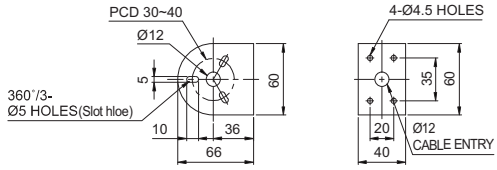


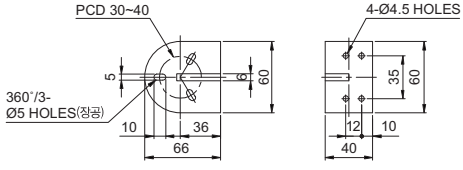

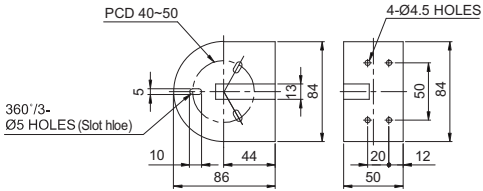
Tower Light Mounting Brackets

(Units : mm)

Features	Product Image	Technical Diagram for Applicable Models
<p>A angle adjustable bracket (5 degree intervals for a range of 0-180 degrees) enables easy vertical, horizontal, and slanted installation.</p> <p>Material : PC Color : Black</p> 	 <p>QL18</p>	 <p>ST45B, ST45BF, ST45L, ST45LF, ST56B, ST56BF, ST56L, ST56LF, ST56EL, ST56ELF, STC45, STC56EL, STC56L, QT50L, QT50LF, QT50LS, QT50LR, STG40L, STG40LF, STG50L, STG50LF</p>
<p>QLA bracket is angle-adjustable with the adjustment button located on the side. It enables 3 angle adjustments at 0, 45, 90 degrees.</p> <p>Material : PC Color : Black</p>	 <p>QLA18</p>	 <p>ST45B, ST45BF, ST45L, ST45LF, ST56B, ST56BF, ST56L, ST56LF, ST56EL, ST56ELF, STC45, STC56EL, STC56L, QT50L, QT50LF, QT50LS, QT50LR, STG40L, STG40LF, STG50L, STG50LF, STG40L, STG40LF, STG50L, STG50LF</p>
	 <p>QLA24</p>	 <p>ST80B, ST80BF, ST80L, ST80LF, ST80EL, ST80ELF, STC80L, STC80LF, STC80EL, STC80ELF, QT70L, QT70LF, QT70LS, QT70LR</p>



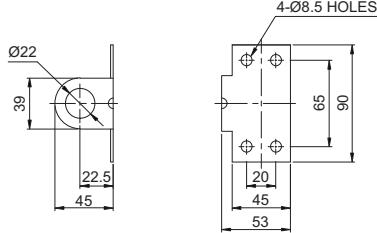

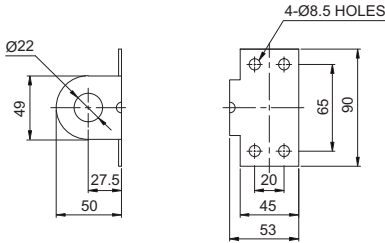
Tower Light Mounting Brackets

(Units : mm)

Features	Product Image	Technical Diagram for Applicable Models
<p>Bracket options for direct mount tower light installation.</p> <p>Material : Steel Color : Silver, Ivory</p> 	 <p>TWS45</p>	 <p>ST45MB, ST45MBF, ST45ML, ST45MLF, ST56MB, ST56MBF, ST56ML, ST56MLF, ST56MEL, ST56MELF, STG40ML, STG40MLF, STG50ML, STG50MLF, STC45ML, STC45MLF, STC56ML, STC56MLF, STC56MEL, STC56MELF, QTG50ML, QTG50MLF, QTG60ML, QTG60MLF, QTC50ML, QTC50MLF, QTC60ML, QTC60MLF, QTR50ML, QTR50MLF, QTR60ML, QTR60MLF, QT50ML, QT50MLF, QT50MLS, QT50MLR</p>
<p>High-end bracket options for direct mount tower light installation.</p> <p>Bracket structure allows for contained and tidy wiring with no exposed wires.</p> <p>Material : PC Color : Black, Ivory</p> 	 <p>TWA45</p>	 <p>ST45MB, ST45MBF, ST45ML, ST45MLF, ST56MB, ST56MBF, ST56ML, ST56MLF, ST56MEL, ST56MELF, STG40ML, STG40MLF, STG50ML, STG50MLF, STC45ML, STC45MLF, STC56ML, STC56MLF, STC56MEL, STC56MELF, QTG50ML, QTG50MLF, QTG60ML, QTG60MLF, QTC50ML, QTC50MLF, QTC60ML, QTC60MLF, QTR50ML, QTR50MLF, QTR60ML, QTR60MLF, QT50ML, QT50MLF, QT50MLS, QT50MLR</p>
	 <p>TWA80</p>	 <p>ST80MB, ST80MBF, ST80ML, ST80MLF, STC80ML, STC80MLF, QTG70ML, QTG70MLF, QTC70ML, QTC70MLF, QTR70ML, QTR70MLF, QT70ML, QT70MLF, QT70MLS, QT70MLR</p>

Tower Light Mounting Brackets

(Units : mm)



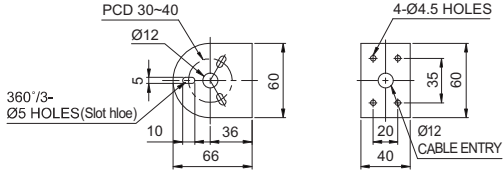

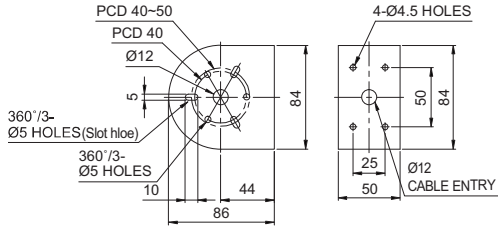


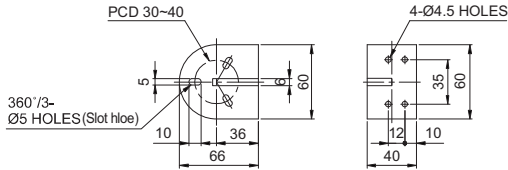

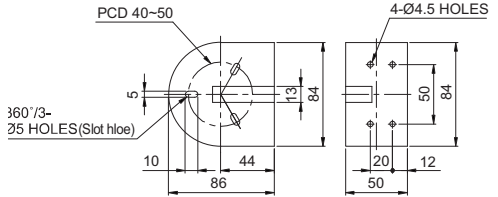
Features	Product Image	Technical Diagram for Applicable Models
<p>Bracket options for installation of the direct mount slim tower light to the side of equipment.</p> <p>Material : Steel Color : Silver, Ivory</p> 	 <p data-bbox="667 632 748 653">STAWB25</p>	 <p data-bbox="870 621 1114 642">STA25SLM, STA35SL, STA35SLM</p>
	 <p data-bbox="667 1056 748 1077">STAWB45</p>	 <p data-bbox="870 1041 951 1062">STA45SLM</p>

Warning/ Signal Light Mounting Brackets

Bracket instructions for warning/ signal lights


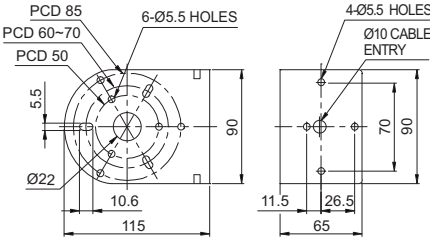

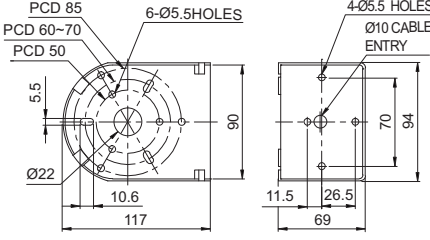
User can select from a variety of bracket options depending on their application conditions.

(Units : mm)

Features	Product Image	Technical Diagram for Applicable Models
<p>Bracket options for direct mount warning/ signal light installation.</p> <p>Material : Steel</p> 	 <p>TWS45</p>	 <p>S50B, S50L, S60R, S60LR, S60L, MFL60</p>
<p>Bracket options for direct mount warning/ signal light installation.</p> <p>Bracket structure allows for contained and tidy wiring with no exposed wires.</p>	 <p>TWS80</p>	 <p>S80R, S80RLR, S80U, S80LR, S80L, S80S, S80SOL, MFL80, SMCL80, QMCL80</p>
<p>Bracket options for direct mount warning/ signal light installation.</p> <p>Bracket structure allows for contained and tidy wiring with no exposed wires.</p> 	 <p>TWA45</p>	 <p>S50B, S50L, S60R, S60LR, S60L, MFL60</p>
	 <p>TWA80</p>	 <p>S80R, S80RLR, S80U, S80LR, S80L, S80S, S80SOL, MFL80, SMCL80, QMCL80</p>

Warning/ Signal Light Mounting Brackets

(Units : mm)

Features	Product Image	Technical Diagram for Applicable Models
<p>Bracket options for direct mount warning/ signal light installation.</p> <p>Material : Steel Color : Ivory</p>	 <p style="text-align: center;">SWP125</p>	 <p>S100R, S100E, S100RLR, S100UR, S100URLR, S100U, S100UA, S100LR, S100L, S100S, S125R, S125E, S125RL, S100D, S125D, STDL, STNDL, STND100, STND125</p>
<p>Bracket options for direct mount warning/ signal light installation</p> <p>Bracket structure allows for contained and tidy wiring with no exposed wires.</p> <p>Material : PC Color : Ivory</p>	 <p style="text-align: center;">SWM125</p>	 <p>S100R, S100E, S100RLR, S100UR, S100URLR, S100U, S100UA, S100LR, S100L, S100S, S125R, S125E, S125RL, S100D, S125D, STDL, STNDL, STND100, STND125</p>