

# UAT SERIES [SHUT OFF TYPE]

UAT series with high fastening accuracy are at the top in Pneumatic Tools. Oil-Pulse Wrench with 3 advantages ; High Efficiency, High Accuracy and High Durability.

## FEATURES

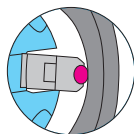
### Reliable Torque Accuracy and Assured Shut-Off

- 1 Check Valve (PAT.) senses with accuracy the small volume of high-pressure oil from the Relief Valve section during operation and shuts the tool off as soon as it has reached the target torque. Torque accuracy improved significantly.
- 2 Reset Spring (PAT.) enables to shut off the tool accurately even when the air pressure is lowered to 0.35MPa. (Low Air Pressure Type)

### Improvement in Energy Efficiency and Maintenance Cost Reduction

#### 3 Cross Section of Roller Blade

As a measure of pulsing, Roller Blades (\*2) (Driving Blade with Roller Pin) are adopted. They greatly reduce the friction inside the pulse unit during operation and power weight ratio has been improved by 50% or more (\*3). Compared with our conventional oil-pulse tools, Roller Blades create less frictional wear of Driving Blade, which will reduce maintenance costs.

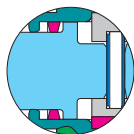


(\*2) Roller Blades are adopted to UAT, ULT and UXR series.

(\*3) Average value compared with our conventional oil-pulse tools.

#### 4 Cross Section of Sealing

As a measure of sealing, a partition on the anvil and SU-Ring are adopted. The most significant problem of pulse unit is oil sealing because pulsing is repeated dozens of times per second with high pressure. Our study which is gathered over the years helped us to develop URYU's original unique sealing SU-Ring (PAT.). As a result, it extends the maintenance interval by 60% or more (\*1).



(\*1) Compared with our recommended maintenance interval for the conventional oil-pulse tools.

### Significant Load Reduction for Operators

- 5 Soft-touch trigger mechanism (PAT.) which can reduce the load for trigger (valve lever) and the compact handgrip greatly reduce the burden for operator's arms, hands and fingers during repeated fastening.



UAT40



UAT70



UAT130



UAT40S




UAT70S

### In Consideration of Environment Aspect

- 6 Taking the environment into consideration, the tool's body is unpainted. Body Jacket (\*) and Handle Cover are supplied as standard equipment to protect the work.

\*Body Jacket is made of oil-proof rubber.



TM type (Fastening Check)  
With UTM-1500 Fastening Counter with Poka-Yoke (sold separately), fastening number and time control can be monitored.

### To use our product properly

UAT series automatically shut off by detecting inner pressure which is proportionate to fastening torque. The inner pressure is decided by the inertia of rotating section (motor, pulse unit and socket) and working condition. Small models are especially affected by the inner pressure. Please pay careful attention to the selection of model, socket size and air pressure using. Please contact your nearest URYU distributor if it is difficult to determine the usage condition.

2 types are available for different air pressure level.  
They can be distinguished by colors.

Standard Type (0.5-0.6MPa)

Low Air Pressure Type (0.4-0.5MPa)

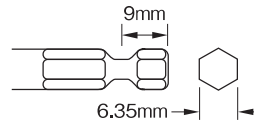


Pistol Type Straight Type Pistol Type Straight Type

\*Recommended Air Pressure for UAT30 and UAT40 series is 0.4-0.6MPa.

### Quick-change driver anvil type

On pulling the sleeve, insert or take off the bit.



The model name suffixing (D) is the Quick-change driver anvil type.

## SPECIFICATIONS

Recommended Air Pressure : 0.4MPa (57psi) ~ 0.6MPa (85psi)

Model	Capacity (Nominal Bolt Size)		Torque Range				Free Speed (Approx.) min <sup>-1</sup>			Overall Length less Socket or Bit (about)		Weight less Socket or Bit (about)		From Center to Outside (about)		Sq. Drive or Hex. Size		Average Air Consumption		Code
			0.4~0.5MPa		0.5~0.6MPa		0.4MPa	0.5MPa	0.6MPa	mm	in	kg	lb	mm	in	mm	in	m <sup>3</sup> /min	ft <sup>3</sup> /min	
			mm	in	Nm	ft-lbs	Nm	ft-lbs	mm	in	mm	in	mm	in	mm	in	m <sup>3</sup> /min	ft <sup>3</sup> /min		
UAT30D	4-5	No.8-No.10	2.5-5.5	1.85-4.07	2.5-5.5	1.85-4.07	3600	3800	4200	165	6 1/2	0.88	1.94	23.5	15/16	6.35	1/4	0.30	10.5	18A02
UAT40	5	No.10	4.5-8.0	3.3-5.9	4.5-8.0	3.3-5.9	3300	3600	3800	162	6 3/8	0.92	2.0	24.5	31/32	9.5	3/8	0.25	8.8	18A42
UAT40D	5	No.10	4.5-8.0	3.3-5.9	4.5-8.0	3.3-5.9	3300	3600	3800	165	6 1/2	0.92	2.0	24.5	31/32	6.35	1/4	0.25	8.8	18A62
UAT50	6-8	1/4-5/16	-	-	7.0-15.5	5.2-11.5	-	4400	4600	162	6 3/8	0.92	2.0	24.5	31/32	9.5	3/8	0.30	10.5	18B22
UAT50D	6-8	1/4-5/16	-	-	7.0-15.5	5.2-11.5	-	4400	4600	165	6 1/2	0.92	2.0	24.5	31/32	6.35	1/4	0.30	10.5	18B52
UAT60	8	5/16	-	-	15.0-32.0	11.1-23.7	-	6300	6700	174	6 27/32	0.95	2.1	24.5	31/32	9.5	3/8	0.35	12.3	18C82
UAT60D	8	5/16	-	-	15.0-32.0	11.1-23.7	-	6300	6700	177	6 31/32	0.95	2.1	24.5	31/32	6.35	1/4	0.35	12.3	18D12
UAT70	8-10	5/16-3/8	-	-	30.0-55.0	22.2-40.7	-	5700	6000	180	7 3/32	1.05	2.3	25.5	1	9.5	3/8	0.40	14.0	18E32
UAT80	10-12	3/8-1/2	-	-	45.0-63.0	33.3-46.6	-	5300	5600	186	7 5/16	1.25	2.8	28.0	1 3/32	9.5	3/8	0.48	16.8	18F22
UAT90	10-12	3/8-1/2	-	-	50.0-85.0	37.0-62.9	-	5400	5700	192	7 9/16	1.45	3.2	29.0	1 5/32	12.7	1/2	0.53	18.6	18F52
UAT100	12-14	1/2-9/16	-	-	70.0-130.0	51.8-96.2	-	5500	5800	199	7 27/32	1.70	3.7	31.5	1 1/4	12.7	1/2	0.55	19.3	18F82
UAT130	14	9/16	-	-	110-150	81.4-111	-	4300	4500	217	8 35/64	2.30	5.06	34.0	1 11/32	12.7	1/2	0.70	24.6	18G12
UAT150	16	5/8	-	-	140-210	103.6-155.4	-	3800	3900	240	9 29/64	2.90	6.4	38.0	1 1/2	19.0	3/4	0.70	24.6	18G42
UAT180	16-18	5/8-3/4	-	-	160-250	118.4-185.0	-	3100	3300	264	10 25/64	4.00	8.8	52.0	2 3/64	19.0	3/4	0.70	24.6	18G72
UAT200	18-20	3/4	-	-	200-400	148-296	-	2300	2400	281	11 1/16	6.30	13.8	49.5	1 31/32	19.0	3/4	1.00	35.2	18H32
UAT50L	6-8	1/4-5/16	7.0-15.5	5.2-11.5	-	-	4000	4300	-	162	6 3/8	0.92	2.0	24.5	31/32	9.5	3/8	0.25	8.8	18C12
UAT50DL	6-8	1/4-5/16	7.0-15.5	5.2-11.5	-	-	4000	4300	-	165	6 1/2	0.92	2.0	24.5	31/32	6.35	1/4	0.25	8.8	18B72
UAT60L	8	5/16	13.0-28.0	9.6-20.7	-	-	6000	6500	-	174	6 27/32	0.95	2.1	24.5	31/32	9.5	3/8	0.25	8.8	18D72
UAT60DL	8	5/16	13.0-28.0	9.6-20.7	-	-	6000	6500	-	177	6 31/32	0.95	2.1	24.5	31/32	6.35	1/4	0.25	8.8	18D32
UAT70L	8-10	5/16-3/8	25.0-48.0	18.5-35.5	-	-	5300	5600	-	180	7 3/32	1.05	2.3	25.5	1	9.5	3/8	0.30	10.5	18E82
UAT80L	10-12	3/8-1/2	35.0-55.0	25.9-40.7	-	-	5000	5300	-	186	7 5/16	1.25	2.8	28.0	1 3/32	9.5	3/8	0.40	14.0	18F32
UAT90L	10-12	3/8-1/2	45.0-75.0	33.3-55.5	-	-	5100	5600	-	192	7 9/16	1.45	3.2	29.0	1 5/32	12.7	1/2	0.45	15.8	18F62
UAT100L	12	1/2	60.0-110.0	44.4-81.4	-	-	5500	5800	-	199	7 27/32	1.70	3.7	31.5	1 1/4	12.7	1/2	0.48	16.8	18F92
UAT130L	12-14	1/2-9/16	80.0-125.0	59.2-92.5	-	-	4300	4500	-	217	8 35/64	2.30	5.06	34.0	1 11/32	12.7	1/2	0.50	17.6	18G22
UAT150L	14-16	9/16-5/8	110.0-170.0	81.4-125.8	-	-	3700	3800	-	240	9 29/64	2.90	6.4	38.0	1 1/2	19.0	3/4	0.50	17.6	18G52
UAT180L	16	5/8	130.0-210.0	96.2-155.4	-	-	3000	3100	-	264	10 25/64	4.00	8.8	52.0	2 3/64	19.0	3/4	0.50	17.6	18G82
UAT200L	16-18	5/8-3/4	170.0-280.0	125.8-207.2	-	-	2200	2300	-	281	11 1/16	6.30	13.8	49.5	1 31/32	19.0	3/4	0.70	24.6	18H42

Air Inlet Thread : NPT 1/4" for UAT30D-UAT150(L)

Air Hose Size : 10mmx6.5mmx5m for UAT30D - UAT50

12mmx8.0mmx5m for UAT60 - UAT100

NPT 3/8" for UAT180(L)

16mmx11.0mmx5m for UAT100L - UAT180(L)

21mmx12.7mmx5m for UAT200(L)

\*Torque Range is a guideline value. Please make tool selection appropriately in accordance with an actual application.

## SPECIFICATIONS

Recommended Air Pressure : 0.4MPa (57psi) ~ 0.6MPa (85psi)

Model	Capacity (Nominal Bolt Size)		Torque Range				Free Speed (Approx.) min <sup>-1</sup>			Overall Length less Socket or Bit (about)		Weight less Socket or Bit (about)		From Center to Outside (about)		Sq. Drive or Hex. Size		Average Air Consumption		Code
			0.4~0.5MPa		0.5~0.6MPa		0.4MPa	0.5MPa	0.6MPa	mm	in	kg	lb	mm	in	mm	in	m <sup>3</sup> /min	ft <sup>3</sup> /min	
			mm	in	Nm	ft-lbs	Nm	ft-lbs	mm	in	mm	in	mm	in	mm	in	m <sup>3</sup> /min	ft <sup>3</sup> /min		
UAT30SD	4-5	No.8-No.10	2.5-5.5	1.85-4.07	2.5-5.5	1.85-4.07	3100	3300	3400	222	8 47/64	0.75	1.94	21.5	27/32	6.35	1/4	0.35	12.3	18H12
UAT40S	5	No.10	4.5-8.0	3.3-5.9	4.5-8.0	3.3-5.9	3000	3200	3300	224	8 13/16	0.85	1.9	22.5	7/8	9.5	3/8	0.20	7.0	18A92
UAT40SD	5	No.10	4.5-8.0	3.3-5.9	4.5-8.0	3.3-5.9	3000	3200	3300	227	8 15/16	0.85	1.9	22.5	7/8	6.35	1/4	0.20	7.0	18B02
UAT50S	6-8	1/4-5/16	-	-	7.0-15.5	5.2-11.5	-	3700	3900	224	8 13/16	0.85	1.9	22.5	7/8	9.5	3/8	0.25	8.8	18C22
UAT50SD	6-8	1/4-5/16	-	-	7.0-15.5	5.2-11.5	-	3700	3900	227	8 15/16	0.85	1.9	22.5	7/8	6.35	1/4	0.25	8.8	18C32
UAT60S	8	5/16	-	-	15.0-32.0	11.1-23.7	-	5400	5700	229	9	0.87	1.9	22.5	7/8	9.5	3/8	0.30	10.5	18D82
UAT60SD	8	5/16	-	-	15.0-32.0	11.1-23.7	-	5400	5700	232	9 1/8	0.87	1.9	22.5	7/8	6.35	1/4	0.30	10.5	18D92
UAT70S	8-10	5/16-3/8	-	-	30.0-50.0	22.2-37.0	-	4400	4700	239	9 13/32	0.95	2.1	23.5	7/8	9.5	3/8	0.35	12.3	18E92
UAT50SL	6-8	1/4-5/16	7.0-15.5	5.2-11.5	-	-	3800	4000	-	224	8 13/16	0.85	1.9	22.5	7/8	9.5	3/8	0.20	7.0	18C52
UAT50SDL	6-8	1/4-5/16	7.0-15.5	5.2-11.5	-	-	3800	4000	-	227	8 15/16	0.85	1.9	22.5	7/8	6.35	1/4	0.20	7.0	18C42
UAT60SL	8	5/16	13.0-28.0	9.6-20.7	-	-	5300	5600	-	229	9	0.87	1.9	22.5	7/8	9.5	3/8	0.25	8.8	18E12
UAT60SDL	8	5/16	13.0-28.0	9.6-20.7	-	-	5300	5600	-	232	9 1/8	0.87	1.9	22.5	7/8	6.35	1/4	0.25	8.8	18E02
UAT70SL	8-10	5/16-3/8	25.0-45.0	18.5-33.3	-	-	4400	4700	-	239	9 13/32	0.95	2.1	23.5	7/8	9.5	3/8	0.27	9.5	18F02

Air Inlet Thread : NPT 1/4"

Air Hose Size : 10mmx6.5mmx5m for UAT30SD - UAT50S

12mmx8.0mmx5m for UAT60S - UAT70S

\*Torque Range is a guideline value. Please make tool selection appropriately in accordance with an actual application.

## UXR-T SERIES

### SPECIFICATIONS

Recommended Air Pressure:0.6MPa(85psi)

Model	Capacity (Nominal Bolt Size)		Torque Range		Free Speed (about) min <sup>-1</sup>		Overall Length less Socket (about)		Weight less Socket (about)		From Center to Outside (about)		Sq. Drive Shank		Average Air Consumption		Code
	mm	in	Nm	ft-lbs	0.5MPa	0.6MPa	mm	in	kg	lb	mm	in	mm	in	m <sup>3</sup> /min	ft <sup>3</sup> /min	
UXR-T2400S	24	7/8	360-650	260-470	3400	3600	444	17 31/64	12.00	26.46	61.5	2 27/64	25.4	1	1.00	35.3	16522
UXR-T3000S	30	1 1/8	450-850	330-620	4200	4400	477	18 25/32	14.50	31.97	62.0	2 7/16	25.4	1	1.05	37.1	17022

Air Inlet Thread : NPT1/2"

Air Hose Size : 12.7mmx5m

Inside Trigger is available

\*Torque Range is a guideline value. Please make tool selection appropriately in accordance with an actual application.